

Mercurio

Monitoraggio delle acque sotterranee in alcuni comuni della
provincia di Treviso per il controllo dell' inquinamento da
mercurio (Hg)

dati 2020

ARPAV

Progetto e realizzazione:

Unità Operativa Qualità Acque Interne

Carlo Giovanni Moretto

Cinzia Boscolo

Monitoraggio:

Unità Operativa Monitoraggio Acque Interne

Analisi chimiche:

Dipartimento Regionale Laboratori

È consentita la riproduzione di testi, tabelle, grafici ed in genere del contenuto del presente rapporto esclusivamente con la citazione della fonte.

Gennaio 2021

INDICE

| | | |
|------|--|----|
| 1 | INTRODUZIONE | 2 |
| 2 | I PUNTI DI MONITORAGGIO | 3 |
| 3 | I PARAMETRI RICERCATI | 5 |
| 4 | DISTRIBUZIONE DEL MERCURIO | 6 |
| 5 | SCHEDA SINTESI PUNTO | 11 |
| 5.1 | Pozzo 6006 Casier, via Santi | 12 |
| 5.2 | Pozzo 6076 Casier, via Marie | 13 |
| 5.3 | Pozzo 6163 Casier, via Collegio Dei Palazzi | 14 |
| 5.4 | Pozzo 6171 Casier, via Santi | 15 |
| 5.5 | Pozzo 6664 Mogliano Veneto, via Della Croce | 16 |
| 5.6 | Pozzo 6001 Preganziol, via Baratta Vecchia | 17 |
| 5.7 | Pozzo 6033 Preganziol, via Ferruglio | 18 |
| 5.8 | Pozzo 6036 Preganziol, via Schiavonia Nuova | 19 |
| 5.9 | Pozzo 6132 Preganziol, via Franchetti | 20 |
| 5.10 | Pozzo 6200 Preganziol, via Munara | 21 |
| 5.11 | Pozzo 6257 Preganziol, via Baratta Vecchia | 22 |
| 5.12 | Pozzo 6297 Preganziol, via Dei Munari | 23 |
| 5.13 | Pozzo 6598 Preganziol, via Marconi | 24 |
| 5.14 | Pozzo 6606 Preganziol, via Caduti nei lager | 25 |
| 5.15 | Pozzo 6642 Preganziol, via Schiavonia Nuova | 26 |
| 5.16 | Pozzo 6027 Quinto di Treviso, via Boiago | 27 |
| 5.17 | Pozzo 6187 Quinto di Treviso, via San Giuseppe | 28 |
| 5.18 | Pozzo 6326 Quinto di Treviso, via Giorgione | 29 |
| 5.19 | Pozzo 6332 Quinto di Treviso, via Noalese | 30 |
| 5.20 | Pozzo 6478 Quinto di Treviso, via San Cassiano | 31 |
| 5.21 | Pozzo 6532 Quinto di Treviso, via Giusti | 32 |
| 5.22 | Pozzo 6564 Quinto di Treviso, via Brondi | 33 |
| 5.23 | Pozzo 6061 Treviso, via Maleviste | 34 |
| 5.24 | Pozzo 6085 Treviso, via Boiago | 35 |
| 5.25 | Pozzo 6383 Treviso, via Selvatico | 36 |
| 5.26 | Pozzo 6385 Treviso, via Sant'Angelo | 37 |
| 5.27 | Pozzo 6386 Treviso, via Canizzano | 38 |
| 5.28 | Pozzo 6438 Treviso, via Dell'Isola | 39 |
| 5.29 | Pozzo 6488 Treviso, via Comunale San Vitale | 40 |
| 5.30 | Pozzo 6516 Treviso, via San Trovaso | 41 |
| 5.31 | Pozzo 6563 Treviso, via Salomoni | 42 |
| 5.32 | Pozzo 6573 Treviso, via Noalese | 43 |
| A | RISULTATI CAMPAGNE 2020 | 44 |
| B | RISULTATI TEST DI MANN KENDALL | 46 |

SINTESI

Nel 2011 in alcune aree dei comuni di Treviso, Casier, Preganziol e Quinto di Treviso è stata riscontrata la presenza di mercurio con valori superiori al limite di 1 microgrammo/litro ($\mu\text{g/L}$) stabilito dalla Direttiva 98/83/CE sulla qualità delle acque destinate al consumo umano. ARPAV, per tenere sotto controllo l'evoluzione della contaminazione, ha istituito una rete di monitoraggio specifica costituita da pozzi con profondità comprese tra 200-300 metri, sui quali esegue periodicamente dei campionamenti d'acqua da analizzare poi in laboratorio.

I risultati delle analisi chimiche nei 32 campioni prelevati nel mese di ottobre 2020, visti nel contesto di un andamento temporale sul lungo periodo (2012-2020), confermano una tendenza alla diminuzione della concentrazione di mercurio nei punti della zona centrale della rete di controllo, mentre per i pozzi 6488 di Treviso e 6598 di Preganziol, posti rispettivamente nella parte occidentale e meridionale, l'andamento, nel complesso, è crescente. Se per il punto 6488 di Treviso, a partire dal 2018, si è determinata una inversione di tendenza e le concentrazioni sono tornate al di sotto del valore limite di 1 $\mu\text{g/L}$, per il pozzo 6598 di Preganziol, invece, i valori negli ultimi prelievi si sono stabilizzati attorno ai 2 $\mu\text{g/L}$.

Nel 2011 in alcune aree dei comuni di Treviso, Casier, Preganziol e Quinto di Treviso è stata riscontrata la presenza di mercurio con valori superiori al limite di 1 microgrammo/litro stabilito dalla Direttiva 98/83/CE sulla qualità delle acque destinate al consumo umano. La Giunta Regionale ha così affidato ad ARPAV un monitoraggio d'indagine ai sensi del D.M. 260/2010¹. ARPAV ha approvato lo schema di convenzione tra i due Enti ed ha istituito il progetto denominato MeMo (**M**onitoraggio d'indagine del **M**ercurio nelle acque sotterranee in provincia di Treviso)². Il progetto si è concluso nel 2013 e la relazione conclusiva è disponibile sul sito internet dell'Agenzia³.

Dal 2014, per tenere sotto controllo l'evoluzione della contaminazione, sono state realizzate tre campagne di monitoraggio all'anno su una ventina di punti individuati tra quelli della rete di controllo del progetto MeMo. Anche in questo caso i risultati sono disponibili sul sito internet⁴.

Nel 2017 oltre alle tre campagne di monitoraggio previste nei mesi di marzo, giugno e ottobre, a seguito dell'accordo di collaborazione tecnico-scientifica con l'Università degli Studi di Ferrara⁵, è stata realizzata un'ulteriore campagna nel mese di novembre. L'esito delle analisi isotopiche e delle attività previste dall'accordo sono presentate in un rapporto a cura dell'Università.⁶

Il presente documento illustra sinteticamente i risultati delle analisi chimiche eseguite da ARPAV nei campioni prelevati nel 2020.

¹ Deliberazione della Giunta Regionale n. 962 del 05 luglio 2011. Intervento urgente per contrastare il fenomeno di inquinamento da Mercurio nelle falde acquifere della provincia di Treviso. Attuazione monitoraggio d'indagine (D.M. 260/2010).

² Deliberazione del Direttore Generale n. 126 del 08 settembre 2011.

³ MeMo Monitoraggio d'indagine delle acque sotterranee in alcuni comuni della provincia di Treviso per lo studio delle modalità di propagazione del plume di inquinamento da mercurio (Hg) - Relazione conclusiva

⁴ Monitoraggio delle acque sotterranee in alcuni comuni della provincia di Treviso per il controllo dell'inquinamento da mercurio (Hg)

⁵ Deliberazione del Direttore Generale n. 256 del 26 ottobre 2017.

⁶ Caratterizzazione del sistema multi-acquifero della Pianura Padana. Accordo di collaborazione tecnico-scientifica ai sensi dell'art. 15 L. N. 241/1990 D.D.G. ARPAV n. 256 del 26 ottobre 2017

2

I PUNTI DI MONITORAGGIO

Tra i punti monitorati nell'ambito del progetto MeMo, ne sono stati individuati una ventina come rete di controllo della contaminazione in atto. A seguito dei risultati del monitoraggio del 10 novembre 2014 su dieci punti in comune di Preganziol ¹, il pozzo 6600 di via Schiavonia Nuova è stato sostituito con il 6599 sempre in via Schiavonia Nuova. Quest'ultimo, non essendo più campionabile da fine 2016, è stato sostituito dal pozzo 6642.

Nel 2018, nell'ambito della già citata convenzione con l'Università di Ferrara, sono stati analizzati ulteriori undici punti rispetto ai 21 della rete di controllo degli ultimi anni (tabella 1 e figura 1). I punti aggiunti sono stati presi in esame al fine di avere una più ampia base informativa per le indagini isotopiche, oggetto della collaborazione con l'Università. In particolare, sono stati reinseriti nel monitoraggio nove punti già analizzati fino al 2013 nell'ambito del progetto MeMo e due nuovi punti: uno a Preganziol e uno a Mogliano Veneto.

Nei mesi di luglio e ottobre 2020 il monitoraggio è proseguito su questi 32 punti.

| | comune | pozzo | profondità | indirizzo |
|------------|-------------------|-------|------------|--------------------------|
| | Casier | 6006* | 230 | via Santi |
| | Casier | 6076 | 260 | via Marie |
| | Casier | 6163 | 248 | via Collegio Dei Palazzi |
| | Casier | 6171 | 259 | via Santi |
| | Mogliano Veneto | 6664+ | 300 | via Della Croce |
| | Preganziol | 6001* | 260 | via Baratta Vecchia |
| | Preganziol | 6033* | 260 | via Ferruglio |
| | Preganziol | 6036 | 264 | via Schiavonia Nuova |
| | Preganziol | 6132* | 250 | via Franchetti |
| | Preganziol | 6200 | 255 | via Munara |
| | Preganziol | 6257 | 250 | via Baratta Vecchia |
| | Preganziol | 6297* | 220 | via Dei Munari |
| | Preganziol | 6598 | 255 | via Marconi |
| | Preganziol | 6606+ | 280 | via Caduti nei lager |
| | Preganziol | 6642 | 256 | via Schiavonia Nuova |
| punti rete | Quinto di Treviso | 6027 | 230 | via Boiago |
| | Quinto di Treviso | 6187* | 188 | via San Giuseppe |
| | Quinto di Treviso | 6326 | 215 | via Giorgione |
| | Quinto di Treviso | 6332* | 200 | via Noalese |
| | Quinto di Treviso | 6478 | 207 | via San Cassiano |
| | Quinto di Treviso | 6532* | 190 | via Giusti |
| | Quinto di Treviso | 6564 | 160 | via Brondi |
| | Treviso | 6061 | 225 | via Maleviste |
| | Treviso | 6085 | 207 | via Boiago |
| | Treviso | 6383 | 220 | via Selvatico |
| | Treviso | 6385 | 196 | via Sant'Angelo |
| | Treviso | 6386 | 250 | via Canizzano |
| | Treviso | 6438* | 190 | via Dell'Isola |
| | Treviso | 6488 | 210 | via Comunale San Vitale |
| | Treviso | 6516 | 228 | via San Trovaso |
| | Treviso | 6563 | 240 | via Salomoni |
| | Treviso | 6573 | 187 | via Noalese |

Tabella 1: Elenco dei punti analizzati (* punto del progetto MeMo reinserito nel monitoraggio, + punto nuovo).

¹ Monitoraggio delle acque sotterranee in alcuni comuni della provincia di Treviso per il controllo dell'inquinamento da mercurio (Hg) - dati febbraio, luglio e ottobre 2014

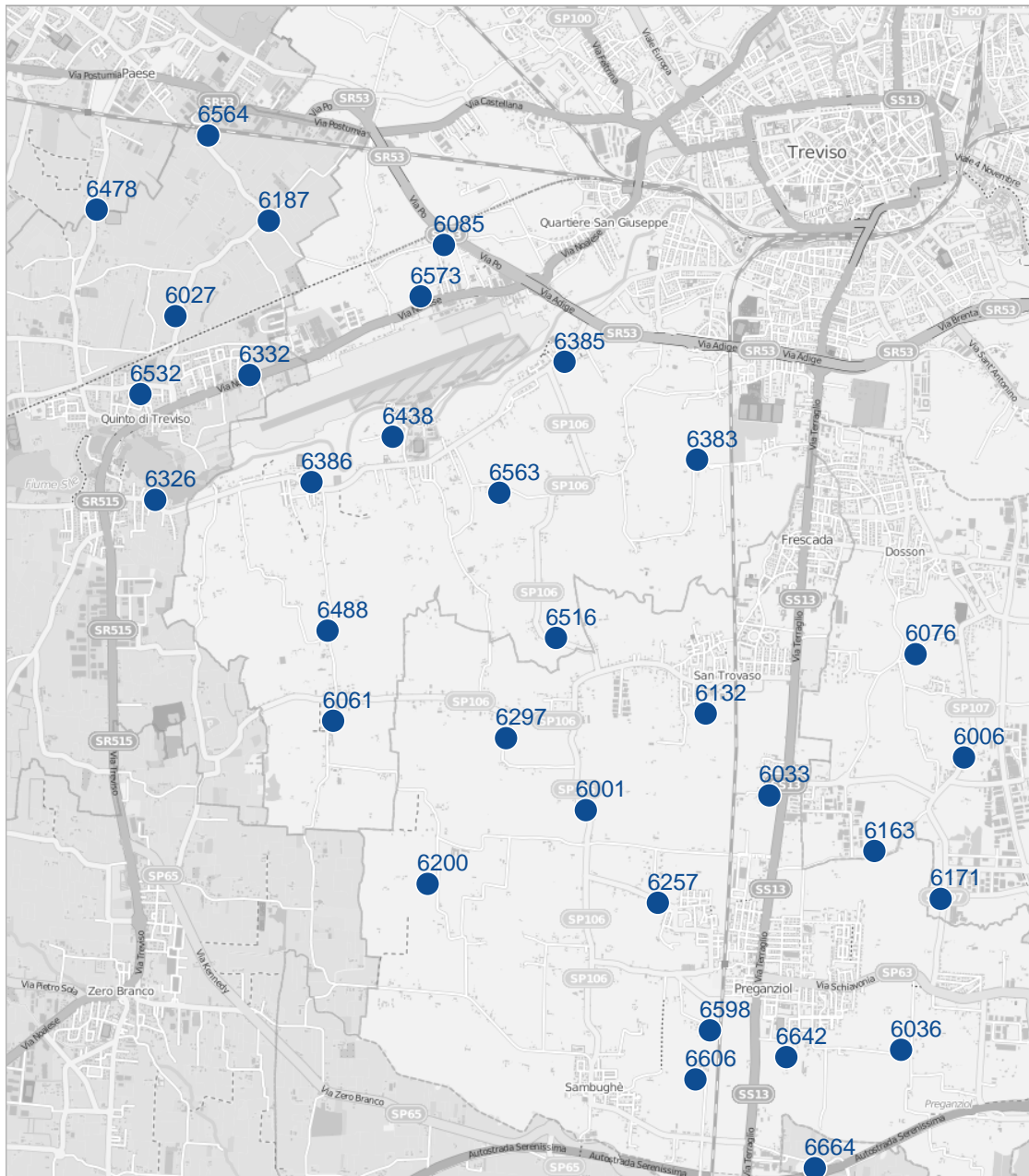


Figura 1: Ubicazione dei punti di monitoraggio della rete di controllo analizzati nel 2020.

3

I PARAMETRI RICERCATI

Il set di parametri ricercati è riportato in tabella 2 e comprende alcuni parametri chimico-fisici (temperatura, pH, ossigeno disciolto, conduttività), gli ioni principali (calcio, magnesio, sodio, potassio, cloruri, solfati, bicarbonati, nitrati), alcuni metalli (arsenico, ferro, manganese, mercurio) e alcuni altri elementi (bromuri, iodio, ione ammonio). Per il dettaglio dei risultati analitici si rimanda all'Appendice A.

| parametro | sigla | udm |
|--------------------|------------------|-------|
| temperatura | T | °C |
| pH | pH | pH |
| ossigeno disciolto | DO | mg/L |
| conduttività | CE | μS/cm |
| calcio | Ca | mg/L |
| magnesio | Mg | mg/L |
| sodio | Na | mg/L |
| potassio | K | mg/L |
| cloruri | Cl | mg/L |
| solfati | SO ₄ | mg/L |
| bicarbonati | HCO ₃ | mg/L |
| nitrati | NO ₃ | mg/L |
| bromuri | Br | μg/l |
| iodio | I | μg/L |
| ione ammonio | NH ₄ | μg/L |
| arsenico | As | μg/L |
| ferro | Fe | μg/L |
| manganese | Mn | μg/L |
| mercurio | Hg | μg/L |

Tabella 2: Elenco dei parametri analizzati.

4

DISTRIBUZIONE DEL MERCURIO

Le concentrazioni di mercurio misurate in ciascuno dei 32 punti, a partire da gennaio 2012, sono sintetizzate in tabella 3 e rappresentate in figura 2.

Nel campione di acqua sotterranea prelevata dal pozzo 6297 di Preganziol il 27 ottobre 2020, il valore del mercurio totale è risultato particolarmente elevato (67.2 µg/L), ma nel successivo prelievo (18 gennaio 2021) è tornato in linea con i precedenti (2.7 µg/L). Il comportamento ricorda quello di altri punti (pozzo 6438 di Treviso e 6163 di Casier) dove saltuariamente si sono riscontrate concentrazioni particolarmente rilevanti non confermate nel successivo campionamento.

Rispetto all'intero insieme di dati, è stata effettuata una analisi statistica dell'andamento nel tempo della concentrazione di mercurio su tutti i punti (20) le cui serie temporali avessero dati idonei alla valutazione (Appendice B). L'analisi statistica, riferita al periodo 2012-2020, evidenzia una tendenza alla diminuzione della concentrazione di mercurio nei punti della zona centrale della rete di controllo (figura 3), mentre per i pozzi 6488 di Treviso e 6598 di Preganziol, posti rispettivamente nella parte occidentale e meridionale, l'andamento, nel complesso, è crescente. Se per il punto 6488 di Treviso, a partire dal 2018, la tendenza si è invertita e le concentrazioni sono tornate al di sotto del valore limite di 1 µg/L, per il pozzo 6598 di Preganziol, invece, negli ultimi prelievi i valori si sono stabilizzati attorno ai 2 µg/L (figura 2).

Per i nove punti reinseriti nel monitoraggio a seguito della convenzione con l'Università di Ferrara, già analizzati nel progetto MeMo fino al 2013, l'analisi statistica non ha potuto essere applicata, considerata l'assenza di dati per il periodo 2014-2017. Tuttavia, dal confronto dei valori dell'ultimo periodo con quelli prima della sospensione del monitoraggio, si nota una generale tendenza alla diminuzione nella concentrazione. Per il pozzo 6642 di Preganziol, in monitoraggio dall'ottobre 2016, si osserva invece un andamento crescente della concentrazione.

In figura 4 è rappresentata la distribuzione nello spazio della concentrazione di mercurio delle ultime quattro campagne realizzate. I risultati analitici completi sono riportati in appendice A.

| campagna | Casier | | | Mogliano | | | Preganziol | | | Quinto di Treviso | | | | | Treviso | | | | | | | | | | | | | | | | | |
|----------|--------|--------|-------|----------|--------|------|------------|--------|--------|-------------------|------|-----------|--------|--------|---------|------|--------|-------|--------|-------|------|--------|-------|--------|--------|-------|-------|--------|-------|------|-------|-----|
| | 6006 | 6076 | 6163 | 6171 | 6001 | 6033 | 6036 | 6132 | 6200 | 6257 | 6297 | 6598 | 6606 | 6642 | 6027 | 6187 | 6326 | 6332 | 6478 | 6532 | 6564 | 6661 | 6685 | 6383 | 6385 | 6386 | 6438 | 6488 | 6516 | 6563 | 6573 | |
| gen-2012 | 0.004 | - | 0.9 | - | 4.1 | 1.3 | - | 1.1 | 0.002 | 3.9 | 1.7 | - | - | - | 5.5 | 1.7 | 0.003 | 3.4 | 0.002 | 1.1 | 0.7 | 0.002 | 0.9 | <0.002 | 0.006 | 3.2 | 14.9 | 0.002 | 6.0 | 3.4 | 2.0 | |
| feb-2012 | <0.002 | - | 0.8 | - | 4.8 | 0.9 | - | 1.2 | <0.002 | 3.8 | 6.8 | - | - | - | 4.5 | 1.6 | <0.002 | 0.4 | <0.002 | 0.007 | 0.8 | <0.002 | 0.7 | <0.002 | 0.004 | 3.1 | 13.9 | <0.002 | 6.9 | 2.2 | 2.0 | |
| mar-2012 | <0.002 | 0.041 | 0.8 | - | 4.4 | 1.0 | <0.002 | 1.0 | <0.002 | 3.7 | 5.4 | - | - | - | 0.8 | 1.7 | <0.002 | 4.8 | <0.002 | 0.8 | 0.8 | <0.002 | 0.4 | <0.002 | 0.012 | 1.1 | 13.6 | <0.002 | 5.2 | 3.4 | 1.5 | |
| apr-2012 | <0.002 | <0.002 | 0.8 | - | 5.6 | 0.8 | <0.002 | 1.1 | <0.002 | 3.7 | 11.8 | - | - | - | 2.1 | 1.7 | <0.002 | 10.7 | <0.002 | 0.7 | 0.8 | <0.002 | 0.3 | <0.002 | 0.003 | 2.9 | 10.3 | <0.002 | 6.4 | 3.7 | 1.5 | |
| mag-2012 | 0.004 | 0.003 | 0.5 | - | 6.0 | 0.8 | <0.002 | 1.1 | <0.002 | 2.5 | 4.0 | - | - | - | 1.0 | 1.9 | 0.003 | 13.1 | <0.002 | 0.8 | 0.6 | <0.002 | 0.3 | <0.002 | 0.009 | 3.0 | 13.6 | <0.002 | 6.5 | 3.0 | 2.0 | |
| giu-2012 | <0.002 | 0.004 | 2.3 | - | 4.9 | 0.8 | <0.002 | 1.8 | <0.002 | 3.8 | 13.4 | - | - | - | 2.6 | 1.4 | <0.002 | 2.1 | 0.003 | 0.3 | 0.7 | <0.002 | 0.5 | <0.002 | 0.003 | 2.7 | 6.3 | 0.011 | 7.0 | 2.8 | 0.9 | |
| set-2012 | <0.002 | 0.003 | 0.9 | - | 5.4 | 0.5 | <0.002 | 1.5 | <0.002 | 3.9 | 5.8 | - | - | - | 3.7 | 1.4 | <0.002 | 2.7 | <0.002 | 0.5 | 1.5 | <0.002 | 0.2 | <0.002 | <0.002 | 2.8 | 13.4 | <0.002 | 5.9 | 3.3 | 2.1 | |
| dic-2012 | <0.002 | 0.004 | 0.7 | - | 4.9 | 0.3 | <0.002 | 1.1 | <0.002 | 3.9 | 5.1 | - | - | - | 4.0 | 1.6 | <0.002 | 1.5 | <0.002 | 0.5 | 1.3 | <0.002 | 0.3 | <0.002 | <0.002 | 2.5 | 11.8 | 0.012 | 6.0 | 3.4 | 2.1 | |
| feb-2013 | <0.002 | <0.002 | 0.6 | 0.108 | 4.7 | 0.4 | <0.002 | 1.0 | <0.002 | 4.8 | 5.4 | 0.174 | - | - | 4.7 | 1.4 | 0.003 | 2.4 | <0.002 | 0.4 | 0.9 | <0.002 | 0.2 | <0.002 | 0.005 | 3.0 | 9.5 | 0.055 | 10.4 | 3.1 | 2.0 | |
| mag-2013 | <0.002 | <0.002 | 0.7 | 0.119 | 4.2 | 0.3 | 0.005 | 1.1 | <0.002 | 4.1 | 5.0 | 0.4 | - | - | 4.8 | 1.8 | <0.002 | 1.0 | 0.002 | 0.7 | 1.5 | <0.002 | 0.2 | 0.008 | 0.004 | 2.6 | 10.7 | 0.086 | 5.9 | 3.2 | 1.9 | |
| lug-2013 | <0.002 | <0.002 | 0.6 | 0.129 | 4.4 | 0.3 | <0.002 | 1.0 | <0.002 | 4.2 | 4.8 | 0.5 | - | - | 4.9 | 1.8 | <0.002 | 3.8 | <0.002 | 0.7 | 3.2 | <0.002 | 0.2 | 0.006 | <0.002 | 2.5 | 9.3 | 0.159 | 4.7 | 3.0 | 2.0 | |
| set-2013 | <0.002 | 0.006 | 0.7 | 0.103 | 4.7 | 0.3 | <0.002 | 1.0 | <0.002 | 4.5 | 5.2 | 1.0 | - | - | 4.6 | 1.7 | <0.002 | 4.1 | <0.002 | 1.3 | 2.5 | <0.002 | 0.180 | 0.008 | <0.002 | 2.9 | 7.8 | 0.3 | 5.4 | 2.9 | 2.0 | |
| feb-2014 | - | 0.002 | 0.7 | 0.094 | - | - | <0.002 | - | <0.002 | 3.5 | - | 0.9 | - | - | 4.6 | - | <0.002 | - | 0.003 | - | 1.8 | <0.002 | 0.209 | <0.002 | 0.002 | 2.1 | - | 0.3 | 5.4 | 2.7 | 1.7 | |
| lug-2014 | - | 0.009 | 0.5 | 0.087 | - | - | <0.002 | - | 0.003 | 3.2 | - | 1.6 | - | - | 4.0 | - | 0.004 | - | 0.002 | - | 1.8 | <0.002 | 0.105 | <0.002 | 0.003 | 2.2 | - | 0.2 | 4.5 | 2.2 | 1.8 | |
| ott-2014 | - | 0.013 | 0.5 | 0.096 | - | - | <0.002 | - | 0.002 | 3.6 | - | 1.7 | - | - | 4.1 | - | <0.002 | - | <0.002 | - | 1.3 | <0.002 | 0.172 | <0.002 | 0.004 | 2.5 | - | 0.2 | 4.6 | 2.5 | 1.8 | |
| feb-2015 | - | 0.005 | 0.3 | 0.095 | - | - | <0.002 | - | <0.002 | 3.2 | - | 1.9 | - | - | 3.9 | - | <0.002 | - | 0.003 | - | 1.2 | <0.002 | 0.3 | <0.002 | <0.002 | 2.5 | - | 1.3 | 4.7 | 2.2 | 1.7 | |
| giu-2015 | - | 0.016 | 0.3 | 0.070 | - | - | <0.002 | - | 0.002 | 4.4 | - | 2.0 | - | - | 4.1 | - | 0.015 | - | <0.002 | - | 1.0 | <0.002 | 0.2 | <0.002 | 0.004 | 2.4 | - | 0.6 | 4.8 | 2.1 | 1.7 | |
| ott-2015 | - | 0.003 | 0.3 | 0.061 | - | - | <0.002 | - | <0.002 | 3.5 | - | 2.1 | - | - | 3.2 | - | <0.002 | - | 0.002 | - | 0.8 | <0.002 | 0.150 | <0.002 | 0.006 | 2.1 | - | 0.6 | 4.4 | 2.0 | 1.5 | |
| feb-2016 | - | <0.002 | 0.3 | 0.087 | - | - | <0.002 | - | 0.009 | 3.5 | - | 2.2 | - | - | 4.0 | - | 0.002 | - | <0.002 | - | 0.7 | <0.002 | 0.2 | <0.002 | 0.005 | 2.0 | - | 1.1 | 4.6 | 2.1 | 1.2 | |
| giu-2016 | - | 0.059 | 0.4 | 0.042 | - | - | 0.046 | - | 0.014 | 3.8 | - | 0.6 | - | - | 3.2 | - | 0.002 | - | 0.010 | - | 0.9 | <0.002 | 0.3 | <0.002 | 0.003 | 1.9 | - | 0.9 | 5.6 | 2.4 | 0.5 | |
| ott-2016 | - | 0.004 | 0.3 | 0.033 | - | - | 0.004 | - | <0.002 | 3.7 | - | 2.2 | - | - | 3.2 | - | <0.002 | - | 0.002 | - | 1.9 | <0.002 | 1.5 | <0.002 | 0.006 | 2.4 | - | 2.2 | 4.2 | 1.7 | 1.1 | |
| mar-2017 | - | 0.050 | 0.3 | 0.050 | - | - | <0.002 | - | <0.002 | 3.6 | - | 2.1 | - | - | 1.8 | 2.1 | - | 0.002 | - | 0.002 | - | 0.7 | 0.004 | 0.2 | <0.002 | 0.002 | 2.1 | - | 1.2 | 4.1 | 1.7 | 0.8 |
| giu-2017 | - | 0.004 | 0.3 | 0.037 | - | - | 0.006 | - | <0.002 | 3.6 | - | 1.7 | - | - | 2.4 | - | <0.002 | - | <0.002 | - | 1.5 | <0.002 | 0.2 | <0.002 | 0.003 | 0.6 | - | 0.9 | 3.4 | 1.3 | 0.8 | |
| ott-2017 | - | 0.007 | 29.0 | 0.033 | - | - | 0.012 | - | <0.002 | 4.3 | - | 1.9 | - | - | 1.7 | - | <0.002 | - | <0.002 | - | 0.6 | <0.002 | 0.134 | <0.002 | 0.002 | 4.7 | - | 1.7 | 5.3 | 1.4 | 0.7 | |
| nov-2017 | - | 0.003 | 0.2 | 0.030 | 0.002 | 4.6 | - | <0.002 | 0.3 | <0.002 | 3.2 | - | 2.2 | - | 1.7 | - | <0.002 | 2.5 | 0.003 | - | 0.5 | <0.002 | 0.136 | 0.007 | 0.002 | 2.0 | 4.8 | 1.6 | 3.4 | 1.7 | 0.7 | |
| feb-2018 | <0.002 | - | - | - | - | - | 0.042 | - | - | - | 4.8 | - | <0.002 | - | - | 1.4 | - | - | - | 0.2 | - | - | - | - | - | - | - | - | - | - | - | |
| mag-2018 | 0.012 | 0.539 | 0.2 | 0.029 | 0.002 | 3.9 | 0.036 | <0.002 | 1.0 | 0.002 | 2.9 | 1.9 | 0.004 | 2.1 | 1.5 | 1.3 | 0.002 | 1.7 | 0.004 | 0.5 | 1.0 | <0.002 | 0.108 | <0.002 | 0.003 | 0.7 | 4.3 | 0.8 | 3.2 | 1.5 | 0.4 | |
| lug-2018 | <0.002 | 0.002 | 0.3 | 0.085 | 0.002 | 5.0 | 0.034 | <0.002 | 0.2 | <0.002 | 3.2 | 1.8 | <0.002 | 2.3 | 1.7 | 1.3 | <0.002 | 1.5 | <0.002 | 0.2 | 0.5 | <0.002 | 0.087 | 0.003 | <0.002 | 1.5 | 4.0 | 0.8 | 5.5 | 1.1 | 0.5 | |
| ott-2018 | 0.002 | <0.002 | 0.143 | 0.012 | <0.002 | 3.5 | 0.024 | <0.002 | 0.166 | <0.002 | 3.3 | 1.5 | 0.003 | 2.1 | 1.2 | 1.1 | <0.002 | 1.9 | <0.002 | 0.2 | 0.4 | <0.002 | 0.084 | <0.002 | <0.002 | 0.9 | 42.3 | 0.6 | 3.493 | 1.1 | 0.4 | |
| mar-2019 | <0.002 | 0.003 | 0.2 | 0.044 | 0.002 | 4.0 | 0.039 | <0.002 | 0.2 | <0.002 | 3.1 | 1.4 | 0.002 | 2.8 | 1.6 | 1.6 | <0.002 | 1.9 | <0.002 | 0.2 | 0.5 | <0.002 | 0.104 | <0.002 | 0.008 | 0.4 | 3.1 | 0.4 | 2.6 | 1.1 | 0.3 | |
| lug-2019 | <0.002 | 0.007 | 0.3 | 0.029 | <0.002 | 3.3 | 0.048 | <0.002 | 0.184 | <0.002 | 3.0 | 1.9 | <0.002 | 2.8 | 1.6 | 1.3 | <0.002 | 0.5 | <0.002 | 0.3 | 0.6 | <0.002 | 0.089 | <0.002 | 0.003 | 0.9 | 114.6 | 0.4 | 5.1 | 0.9 | 0.4 | |
| ott-2019 | 0.008 | 0.063 | 2.9 | 0.026 | <0.002 | 4.8 | 0.040 | 0.008 | 0.192 | <0.002 | 3.1 | 1.3 | <0.002 | 2.4 | 1.4 | 1.3 | <0.002 | 1.7 | <0.002 | 0.2 | 0.8 | <0.002 | 0.144 | 0.010 | 0.006 | 0.8 | 3.2 | 0.6 | 2.3 | 1.0 | 0.2 | |
| lug-2020 | 0.005 | 0.011 | 1.9 | 0.024 | 0.028 | 4.8 | 0.030 | <0.002 | 0.2 | <0.002 | 3.4 | 2.0 | <0.002 | 2.9 | 1.7 | 1.1 | <0.002 | 0.8 | <0.002 | 0.2 | 0.5 | <0.002 | 0.126 | 0.003 | 0.002 | 0.9 | 3.0 | 0.3 | 5.0 | 0.7 | 0.132 | |
| ott-2020 | <0.002 | 0.003 | 0.130 | 0.014 | <0.002 | 3.8 | 0.211 | 0.028 | 0.138 | 0.008 | 3.2 | 67.2 (**) | 2.0 | <0.002 | 1.9 | 1.2 | <0.002 | 0.7 | <0.002 | 0.2 | 0.9 | <0.002 | 0.098 | <0.002 | <0.002 | 1.0 | 2.9 | 0.8 | 2.9 | 0.9 | 0.2 | |

Tabella 3: Concentrazione mercurio ($\mu\text{g/L}$) nel tempo. (*) Il punto 6664 è stato analizzato anche ad aprile, maggio e luglio 2017 con valori rispettivamente di 0.029, <0.002 e <0.002 $\mu\text{g/L}$. (**) Nel successivo prelievo (18 gennaio 2021) la concentrazione di mercurio totale del pozzo 6297 di Preganziol è di 2.7 $\mu\text{g/L}$.

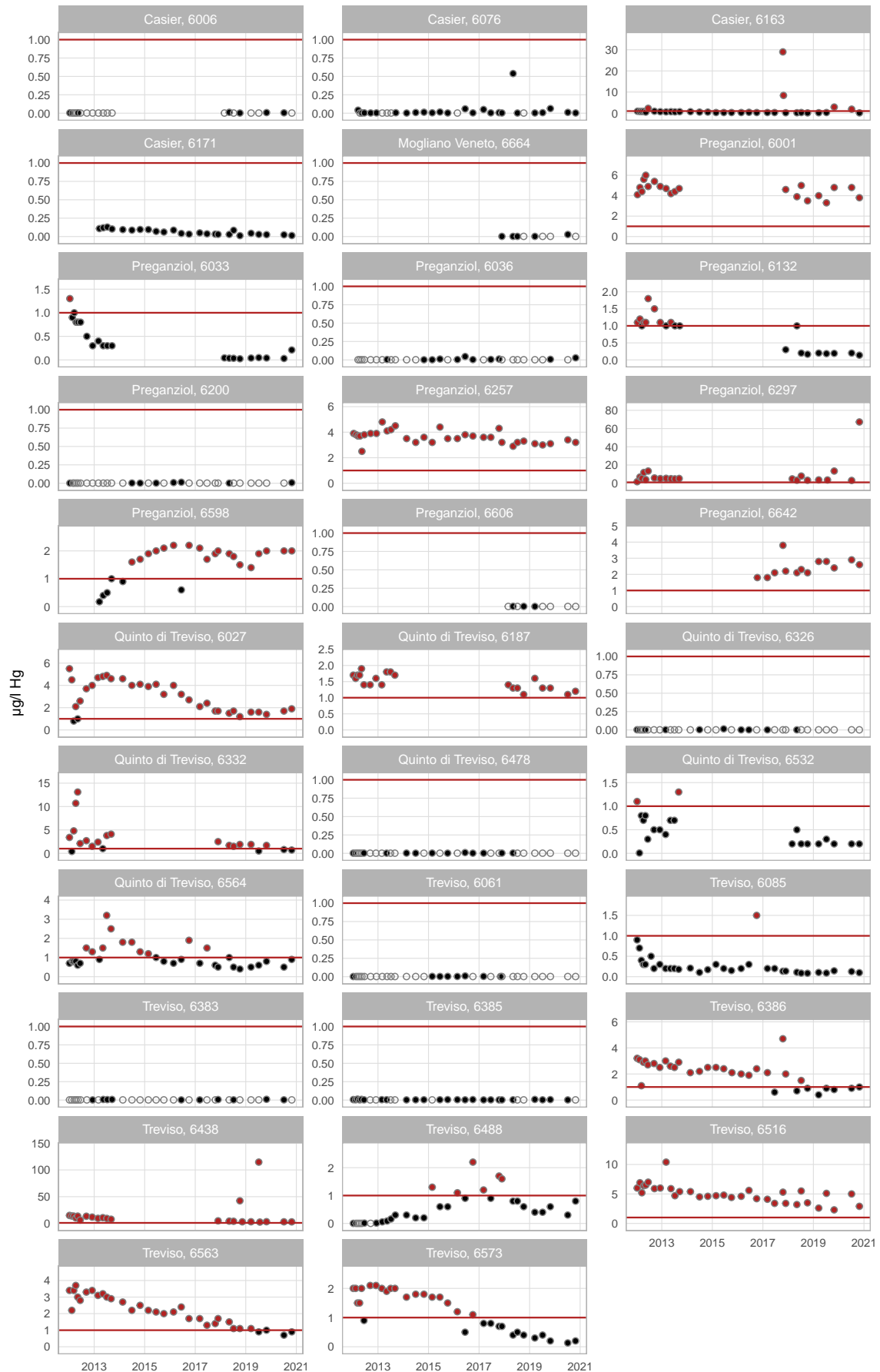


Figura 2: Andamento della concentrazione di mercurio in funzione del tempo. La linea rossa orizzontale individua la concentrazione limite di $1 \mu\text{g/L}$ per le acque destinate al consumo umano. Con il colore bianco sono indicate le concentrazioni inferiori al limite di quantificazione di $0.002 \mu\text{g/L}$; con il colore nero quelle superiori al limite di quantificazione, ma inferiore a $1 \mu\text{g/L}$; in rosso quelle con una concentrazione superiore a $1 \mu\text{g/L}$.

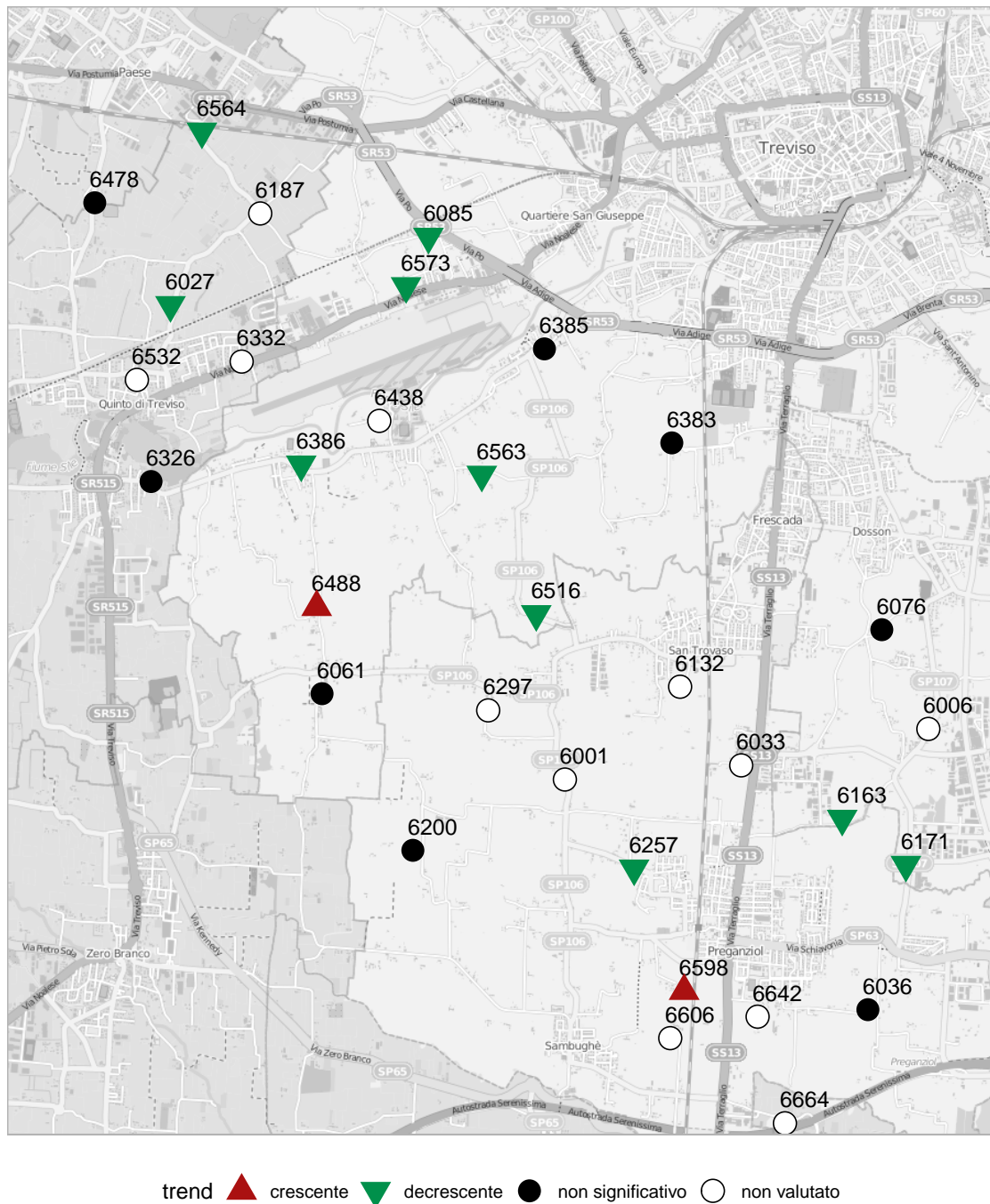


Figura 3: Mappa dei risultati dell'analisi di tendenza con il test non parametrico di Mann-Kendall per il periodo 2012-2020.

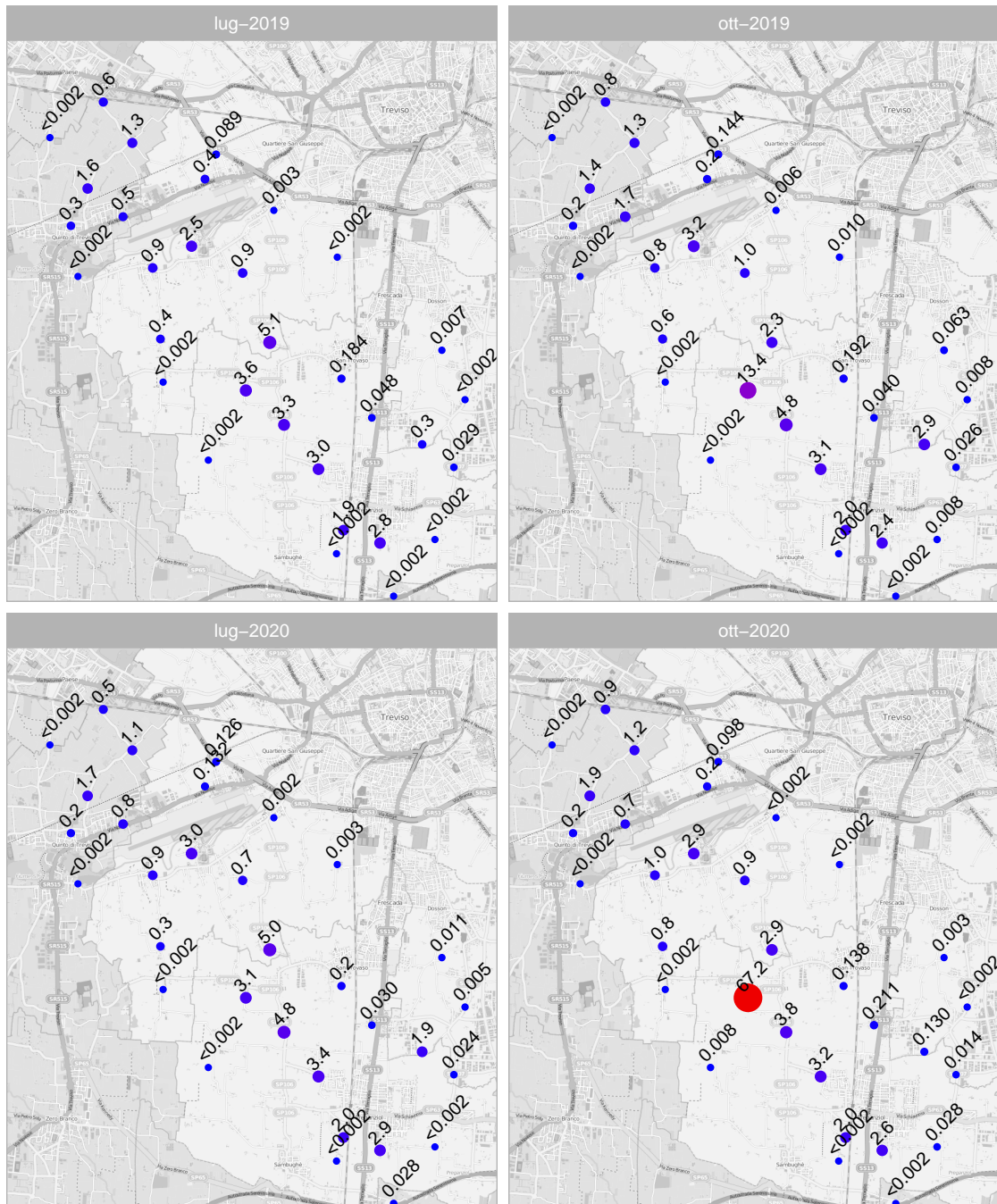


Figura 4: Distribuzione delle concentrazioni di mercurio misurate nelle ultime quattro campagne.

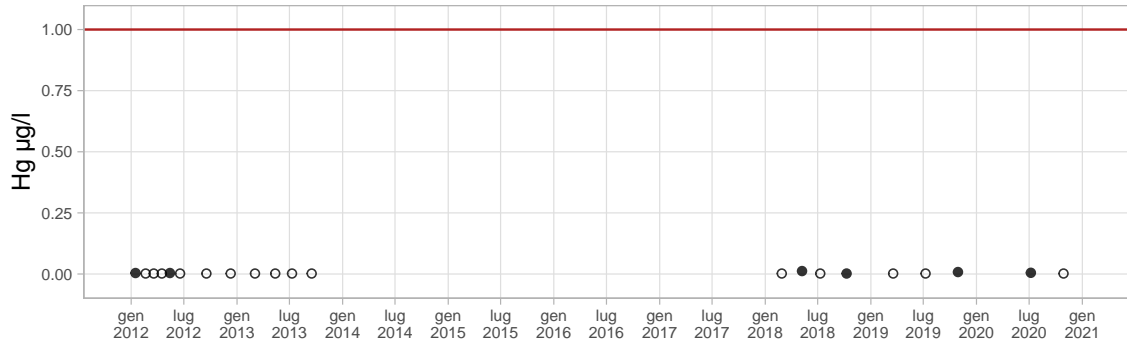
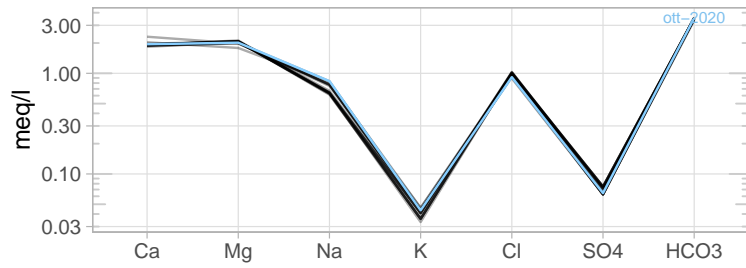
5 | SCHEDA SINTESI PUNTO

Per ciascun pozzo è riportata una scheda di sintesi con:

- l'ubicazione all'interno della rete di controllo;
- la composizione chimica dell'acqua di tutti i campioni, compresi quelli analizzati nell'ambito del progetto MeMo, mediante il diagramma di Schoeller ¹ ;
- l'andamento nel tempo della concentrazione di mercurio;
- lo storico dei risultati analitici per i parametri ricercati nell'ultima campagna.

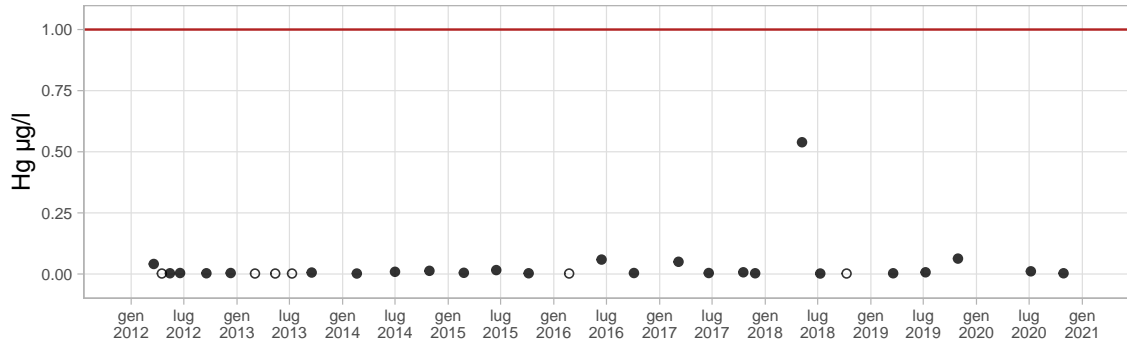
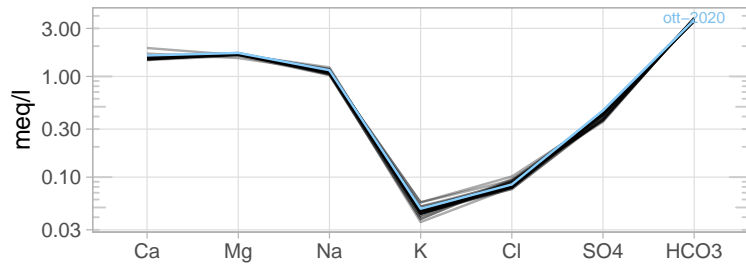
¹ Nel diagramma di Schoeller si riportano in ordinata le concentrazioni ioniche in mEq/l in scala logaritmica ed in ascissa cationi ed anioni. Questo tipo di grafico permette di confrontare con facilità un gran numero di campioni, evidenziando quelli con caratteristiche diverse.

5.1 POZZO 6006 CASIER, VIA SANTI



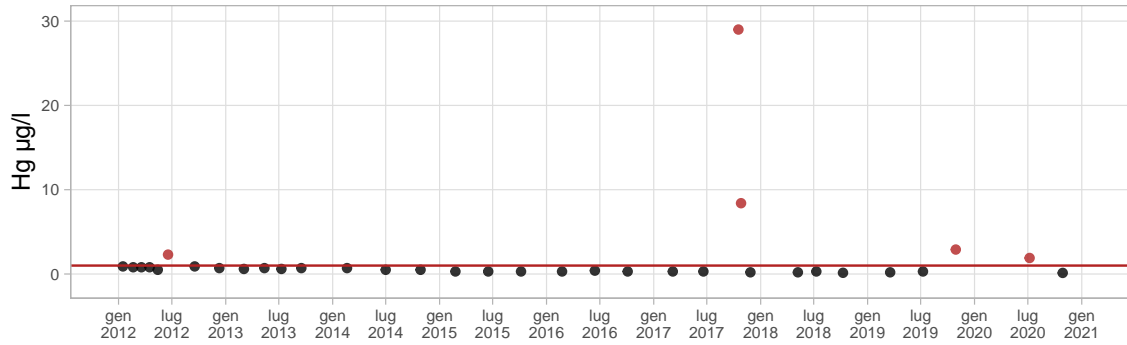
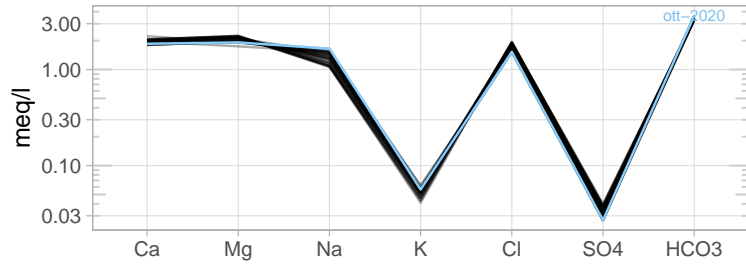
| data | T °C | pH | DO mg/l | CE µS/cm | Ca mg/l | Mg mg/l | Na mg/l | K mg/l | Cl mg/l | SO4 mg/l | HCO3 mg/l | NO3 mg/l | Br µg/l | I µg/l | NH4 µg/l | As µg/l | Fe µg/l | Mn µg/l | Hg µg/l |
|------------|------|-----|---------|----------|---------|---------|---------|--------|---------|----------|-----------|----------|---------|--------|----------|---------|---------|---------|---------|
| 16/01/2012 | 15.2 | 7.8 | 1.9 | 402 | 38.1 | 25.2 | 14.5 | 1.4 | 35.7 | 3.4 | 213 | <0.5 | 173 | <20 | <40 | <1 | <10 | <5 | 0.004 |
| 20/02/2012 | 14.6 | 7.8 | 1.9 | 399 | 38.9 | 25.2 | 14.3 | 1.4 | 35.0 | 3.6 | 216 | <0.5 | 194 | <20 | <40 | <1 | <10 | <5 | <0.002 |
| 19/03/2012 | 16.0 | 7.8 | 1.8 | 405 | 38.6 | 25.2 | 14.1 | 1.4 | 34.3 | 3.6 | 216 | <0.5 | 204 | <20 | <40 | <1 | <10 | <5 | <0.002 |
| 16/04/2012 | 15.9 | 7.8 | 1.5 | 403 | 38.8 | 25.4 | 14.5 | 1.3 | 35.3 | 3.6 | 217 | <0.5 | 205 | <20 | <40 | <1 | <10 | <5 | <0.002 |
| 14/05/2012 | 16.1 | 7.8 | 1.7 | 399 | 38.3 | 25.8 | 14.8 | 1.4 | 36.1 | 3.6 | 218 | <0.5 | 231 | <20 | <40 | 1 | <10 | <5 | 0.004 |
| 18/06/2012 | 17.0 | 7.8 | 2.8 | 399 | 38.1 | 25.0 | 14.6 | 1.4 | 35.7 | 3.5 | 214 | <0.5 | 229 | <20 | <40 | <1 | <10 | <5 | <0.002 |
| 17/09/2012 | 16.6 | 7.8 | 1.8 | 401 | 39.4 | 25.3 | 14.6 | 1.5 | 36.3 | 3.5 | 217 | <0.5 | 224 | <20 | 40 | 1 | <10 | <5 | <0.002 |
| 10/12/2012 | 15.2 | 7.8 | 2.3 | 404 | 38.6 | 25.3 | 14.6 | 1.6 | 35.7 | 3.6 | 214 | <0.5 | 242 | <20 | <40 | <1 | <10 | <5 | <0.002 |
| 04/03/2013 | 15.7 | 7.8 | 1.4 | 398 | 37.8 | 24.7 | 14.7 | 1.6 | 35.3 | 3.5 | 211 | <0.5 | 233 | <20 | <40 | <1.0 | <10 | <5 | <0.002 |
| 13/05/2013 | 16.1 | 7.8 | 1.3 | 394 | 38.4 | 25.3 | 14.9 | 1.6 | 36.7 | 3.4 | 214 | <0.5 | 233 | <20 | <40 | 1.1 | <10 | <5 | <0.002 |
| 10/07/2013 | 16.5 | 7.8 | 2.4 | 393 | 38.2 | 25.0 | 14.8 | 1.6 | 35.6 | 3.4 | 217 | <0.5 | 231 | <20 | <40 | <1.0 | <10 | <5 | <0.002 |
| 16/09/2013 | 16.2 | 7.8 | 2.5 | 398 | 38.4 | 25.4 | 15.4 | 1.7 | 36.1 | 3.3 | 214 | <0.5 | 260 | <20 | <40 | 1.0 | <10 | <5 | <0.002 |
| 27/02/2018 | 13.9 | 7.8 | 3.7 | 399 | 37.6 | 24.2 | 17.2 | 1.8 | 34.9 | 3.1 | 213 | <0.5 | 220 | <50 | <40 | 1.0 | <10 | <5 | <0.002 |
| 08/05/2018 | 16.7 | 7.9 | 2.5 | 399 | 36.8 | 24.6 | 17.6 | 1.7 | 34.6 | 3.0 | 214 | <0.5 | 230 | <50 | <40 | <1.0 | <10 | <5 | 0.012 |
| 10/07/2018 | 17.4 | 7.9 | 2.1 | 398 | 38.6 | 24.6 | 17.7 | 1.7 | 33.2 | 3.1 | 213 | 0.4 | 250 | <50 | 60 | <1.0 | <10 | <5 | <0.002 |
| 09/10/2018 | 16.6 | 7.9 | 2.5 | 399 | 46.3 | 24.1 | 17.8 | 1.6 | 34.6 | 3.0 | 206 | <0.5 | 220 | <50 | <40 | <1.0 | <10 | <5 | 0.002 |
| 19/03/2019 | 15.7 | 7.9 | 4.3 | 400 | 37.5 | 24.5 | 17.8 | 1.7 | 34.5 | 3.0 | 206 | <0.5 | 220 | <50 | <40 | <1.0 | <10 | <5 | <0.002 |
| 09/07/2019 | 17.0 | 7.9 | 4.7 | 389 | 38.3 | 24.1 | 17.9 | 1.7 | 32.9 | 3.0 | 215 | <0.5 | 190 | <50 | 260 | <1.0 | <10 | <5 | <0.002 |
| 29/10/2019 | 16.0 | 7.9 | 2.9 | 393 | 40.8 | 21.7 | 18.8 | 1.8 | 33.7 | 3.0 | 215 | <0.5 | 200 | <50 | <40 | <1.0 | <10 | <5 | 0.008 |
| 07/07/2020 | 16.8 | 7.8 | 4.6 | 400 | NA | NA | NA | NA | 31.6 | 3.0 | 214 | <0.5 | 200 | <20 | <40 | <1.0 | <10 | <5 | 0.005 |
| 28/10/2020 | 15.9 | 7.8 | 3.2 | 390 | 39.0 | 24.5 | 19.2 | 1.7 | 32.5 | 3.1 | 216 | <0.5 | 200 | <20 | <40 | 1.2 | <10 | <5 | <0.002 |

5.2 POZZO 6076 CASIER, VIA MARIE



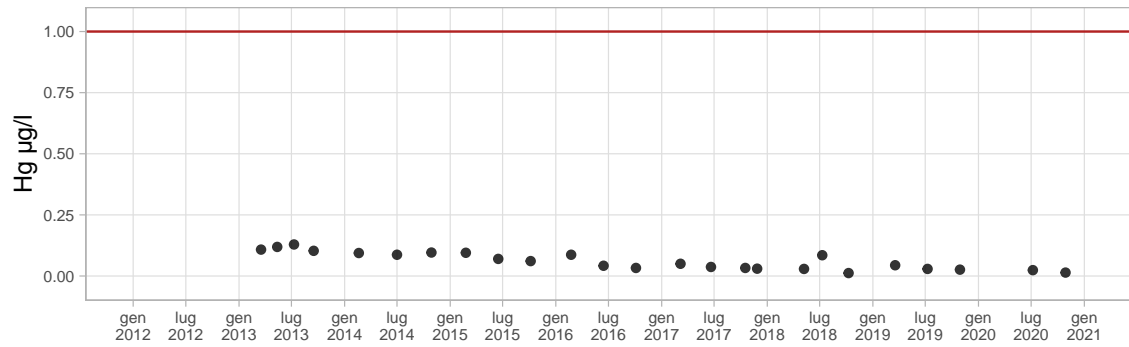
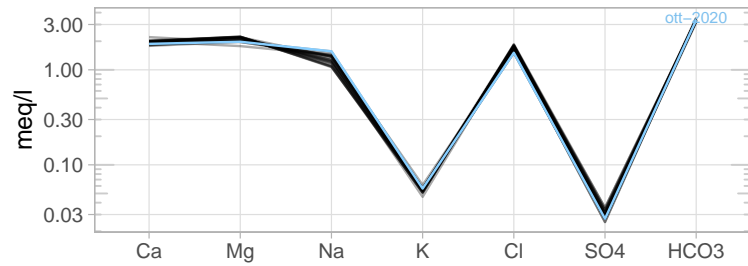
| data | T °C | pH | DO mg/l | CE µS/cm | Ca mg/l | Mg mg/l | Na mg/l | K mg/l | Cl mg/l | SO4 mg/l | HCO3 mg/l | NO3 mg/l | Br µg/l | I µg/l | NH4 µg/l | As µg/l | Fe µg/l | Mn µg/l | Hg µg/l |
|------------|------|-----|---------|----------|---------|---------|---------|--------|---------|----------|-----------|----------|---------|--------|----------|---------|---------|---------|---------|
| 19/03/2012 | 15.9 | 7.9 | 3.9 | 352 | 29.8 | 20.1 | 23.8 | 1.5 | 3.3 | 17.0 | 233 | 0.5 | <20 | 28 | <40 | <1 | 46 | <5 | 0.041 |
| 16/04/2012 | 15.8 | 7.9 | 5.2 | 350 | 29.9 | 20.3 | 24.3 | 1.6 | 3.2 | 17.5 | 230 | <0.5 | <20 | 29 | <40 | 2 | 63 | <5 | <0.002 |
| 14/05/2012 | 16.6 | 7.9 | 3.9 | 346 | 29.3 | 20.5 | 24.3 | 1.6 | 3.4 | 17.6 | 234 | <0.5 | 22 | 31 | <40 | 2 | 131 | <5 | 0.003 |
| 18/06/2012 | 19.0 | 7.9 | 2.1 | 346 | 29.1 | 19.5 | 23.7 | 1.5 | 3.2 | 17.6 | 230 | <0.5 | 24 | <20 | <40 | <1 | 37 | <5 | 0.004 |
| 17/09/2012 | 16.7 | 7.9 | 3.9 | 348 | 30.7 | 20.1 | 24.3 | 1.7 | 3.2 | 17.7 | 229 | <0.5 | 21 | 30 | <40 | <1 | 39 | <5 | 0.003 |
| 10/12/2012 | 15.0 | 7.9 | 3.9 | 351 | 30.1 | 20.1 | 25.1 | 1.7 | 3.1 | 18.0 | 229 | <0.5 | 27 | <20 | <40 | <1 | 41 | <5 | 0.004 |
| 04/03/2013 | 15.6 | 7.9 | 2.6 | 345 | 29.6 | 19.8 | 25.1 | 1.7 | 2.7 | 18.1 | 225 | <0.5 | 24 | <20 | <40 | <1.0 | 31 | <5 | <0.002 |
| 13/05/2013 | 16.0 | 7.9 | 4.3 | 341 | 30.2 | 20.2 | 25.0 | 1.8 | 2.8 | 18.5 | 222 | <0.5 | 23 | 26 | <20 | 1.1 | 44 | <5 | <0.002 |
| 10/07/2013 | 17.7 | 7.9 | 3.8 | 342 | 29.8 | 19.9 | 25.0 | 1.8 | 2.7 | 18.5 | 227 | <0.5 | 26 | 25 | <40 | <1.0 | 25 | <5 | <0.002 |
| 16/09/2013 | 16.6 | 7.9 | 3.9 | 346 | 30.1 | 20.3 | 25.4 | 2.2 | 3.6 | 18.8 | 227 | <0.5 | 24 | 32 | <40 | 1.5 | 68 | <5 | 0.006 |
| 19/02/2014 | 15.8 | 7.8 | 4.9 | 346 | 30.3 | 20.3 | 24.9 | 1.7 | 2.8 | 19.4 | 228 | <0.5 | 23 | 24 | <40 | <1.0 | 35 | <5 | 0.002 |
| 01/07/2014 | 16.7 | 7.9 | 5.0 | 350 | 30.5 | 20.4 | 25.5 | 1.7 | 2.8 | 19.6 | 224 | <0.5 | 21 | 21 | <40 | <1.0 | 33 | <5 | 0.009 |
| 28/10/2014 | 15.3 | 7.9 | 4.1 | 347 | 30.1 | 20.3 | 25.3 | 1.7 | 2.8 | 19.9 | 222 | <0.5 | <100 | <50 | <40 | 1.0 | 58 | <5 | 0.013 |
| 24/02/2015 | 14.9 | 8.0 | 5.7 | 351 | 30.7 | 20.3 | 25.1 | 2.2 | 3.3 | 20.1 | 221 | <0.5 | <20 | 22 | 42 | <1.0 | 35 | <5 | 0.005 |
| 16/06/2015 | 17.2 | 8.0 | 5.0 | 349 | 31.0 | 20.6 | 25.5 | 1.8 | 2.9 | 20.2 | 225 | <0.5 | <100 | <50 | <40 | <1.0 | 24 | <5 | 0.016 |
| 06/10/2015 | 16.3 | 8.0 | 5.3 | 343 | 29.9 | 20.2 | 24.5 | 1.4 | 2.8 | 19.9 | 225 | <0.5 | <100 | <50 | <40 | <1.0 | 40 | <5 | 0.003 |
| 23/02/2016 | 15.0 | 7.9 | 5.8 | 349 | 30.5 | 20.3 | 27.3 | 1.8 | 2.9 | 20.8 | 216 | <0.5 | <100 | <50 | <40 | <1.0 | 28 | <5 | <0.002 |
| 14/06/2016 | 16.4 | 8.0 | 6.4 | 355 | 31.5 | 20.8 | 25.3 | 1.7 | 3.0 | 20.8 | 224 | <0.5 | <100 | <50 | <40 | 1.0 | 29 | <5 | 0.059 |
| 04/10/2016 | 13.6 | 7.9 | 5.9 | 352 | 30.8 | 20.2 | 24.8 | 1.9 | 3.2 | 20.6 | 221 | <0.5 | <100 | <50 | <40 | <1.0 | 43 | <5 | 0.004 |
| 07/03/2017 | 15.1 | 7.9 | 6.4 | 336 | 31.6 | 20.3 | 26.1 | 2.0 | 3.1 | 20.5 | 223 | <0.5 | <100 | <50 | <40 | <1.0 | 42 | <5 | 0.050 |
| 19/06/2017 | 17.4 | 8.1 | 7.1 | 350 | 30.3 | 20.2 | 25.5 | 1.8 | 2.8 | 20.4 | 222 | <0.5 | <100 | <50 | <40 | <1.0 | 36 | <5 | 0.004 |
| 17/10/2017 | 16.3 | 8.0 | 6.5 | 358 | 29.6 | 20.1 | 28.3 | 1.7 | 2.9 | 20.5 | 223 | <0.5 | <100 | <50 | <40 | <1.0 | 35 | <5 | 0.007 |
| 27/11/2017 | 14.5 | 8.0 | 5.6 | 349 | 31.1 | 19.9 | 25.3 | 1.9 | 3.0 | 20.4 | 216 | <0.5 | <100 | <50 | <40 | <1.0 | 37 | <5 | 0.003 |
| 08/05/2018 | 18.1 | 7.9 | 4.1 | 349 | 29.7 | 20.3 | 26.1 | 1.8 | 2.8 | 20.7 | 222 | <0.5 | <100 | <50 | <40 | <1.0 | 47 | <5 | 0.539 |
| 10/07/2018 | 18.6 | 7.9 | 3.8 | 349 | 31.1 | 20.1 | 26.0 | 1.8 | 2.9 | 21.0 | 219 | <0.5 | <100 | <50 | 40 | <1.0 | 41 | <5 | 0.002 |
| 09/10/2018 | 16.9 | 7.9 | 3.3 | 353 | 38.4 | 19.8 | 26.7 | 1.7 | 2.9 | 20.6 | 219 | <0.5 | <100 | <50 | <40 | <1.0 | 54 | <5 | <0.002 |
| 19/03/2019 | 16.0 | 7.9 | 1.8 | 354 | 30.6 | 20.3 | 27.1 | 1.8 | 2.8 | 21.2 | 215 | <0.5 | <100 | <50 | <40 | <1.0 | 30 | <5 | 0.003 |
| 09/07/2019 | 17.3 | 7.9 | 2.7 | 346 | 31.0 | 20.0 | 25.6 | 1.8 | 2.9 | 21.1 | 214 | <0.5 | <100 | <50 | 390 | <1.0 | 33 | <5 | 0.007 |
| 29/10/2019 | 16.1 | 7.9 | 1.9 | 350 | 33.8 | 18.5 | 25.7 | 2.0 | 2.9 | 21.4 | 218 | <0.5 | <100 | <50 | <40 | <1.0 | 45 | <5 | 0.063 |
| 07/07/2020 | 17.7 | 7.8 | 3.1 | 354 | NA | NA | NA | NA | 2.9 | 20.6 | 217 | <0.5 | 20 | 60 | <40 | <1.0 | 34 | <5 | 0.011 |
| 28/10/2020 | 16.2 | 7.8 | 2.3 | 346 | 32.4 | 20.8 | 26.5 | 1.9 | 3.0 | 22.0 | 222 | <0.5 | 20 | <20 | <40 | <1.0 | 26 | <5 | 0.003 |

5.3 POZZO 6163 CASIER, VIA COLLEGIO DEI PALAZZI



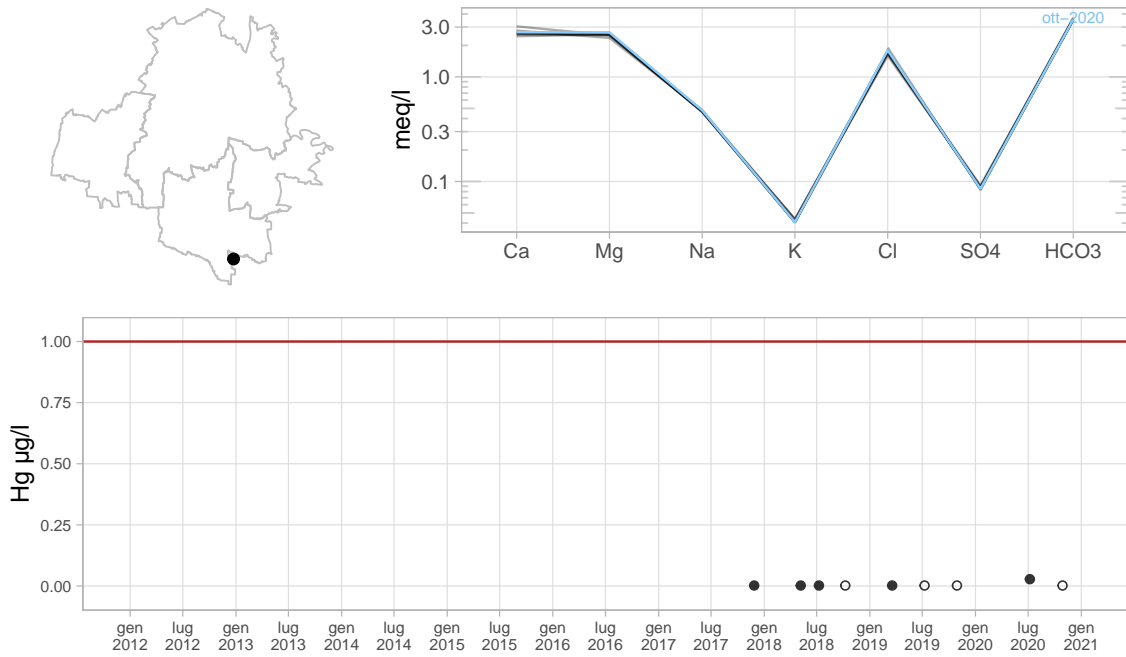
| data | T °C | pH | DO mg/l | CE µS/cm | Ca mg/l | Mg mg/l | Na mg/l | K mg/l | Cl mg/l | SO4 mg/l | HCO3 mg/l | NO3 mg/l | Br µg/l | I µg/l | NH4 µg/l | As µg/l | Fe µg/l | Mn µg/l | Hg µg/l |
|------------|------|-----|---------|----------|---------|---------|---------|--------|---------|----------|-----------|----------|---------|--------|----------|---------|---------|---------|---------|
| 16/01/2012 | 14.8 | 7.8 | 2.6 | 485 | 40.6 | 26.9 | 25.1 | 1.8 | 68.0 | 1.8 | 204 | <0.5 | 395 | 202 | <40 | <1 | 203 | 6 | 0.9 |
| 20/02/2012 | 13.6 | 7.9 | 3.1 | 483 | 41.5 | 27.0 | 25.1 | 1.8 | 67.5 | 1.8 | 202 | <0.5 | 374 | 201 | <40 | <1 | 124 | 5 | 0.8 |
| 19/03/2012 | 15.8 | 7.8 | 2.2 | 489 | 41.2 | 27.0 | 24.3 | 1.7 | 67.5 | 1.9 | 207 | <0.5 | 405 | 209 | <40 | <1 | 134 | 5 | 0.8 |
| 16/04/2012 | 15.7 | 7.8 | 2.2 | 485 | 41.3 | 27.2 | 25.1 | 1.7 | 67.5 | 1.9 | 203 | <0.5 | 403 | 203 | <40 | <1 | 169 | 6 | 0.8 |
| 14/05/2012 | 16.1 | 7.8 | 1.8 | 478 | 40.7 | 27.4 | 25.1 | 1.8 | 69.0 | 1.8 | 205 | <0.5 | 431 | 203 | <40 | 1 | 266 | 6 | 0.5 |
| 18/06/2012 | 16.4 | 7.9 | 1.9 | 479 | 39.9 | 26.4 | 24.7 | 1.6 | 68.0 | 1.7 | 207 | <0.5 | 437 | 201 | <40 | <1 | 742 | 6 | 2.3 |
| 17/09/2012 | 16.7 | 7.8 | 2.1 | 480 | 41.2 | 26.6 | 25.1 | 1.9 | 66.5 | 1.8 | 203 | <0.5 | 420 | 208 | <40 | <1 | 243 | 6 | 0.9 |
| 10/12/2012 | 14.7 | 7.8 | 2.1 | 484 | 40.4 | 26.7 | 26.3 | 2.0 | 66.7 | 1.8 | 203 | <0.5 | 460 | 220 | <40 | <1 | 176 | 5 | 0.7 |
| 04/03/2013 | 15.6 | 7.8 | 1.5 | 477 | 39.5 | 26.0 | 26.7 | 2.0 | 65.0 | 1.8 | 202 | <0.5 | 438 | 192 | <40 | <1.0 | 119 | <5 | 0.6 |
| 13/05/2013 | 16.0 | 7.8 | 1.7 | 471 | 40.1 | 26.5 | 27.1 | 2.0 | 66.1 | 1.7 | 204 | <0.5 | 426 | 191 | 40 | <1.0 | 143 | <5 | 0.7 |
| 10/07/2013 | 16.3 | 7.8 | 2.3 | 469 | 39.7 | 26.1 | 27.1 | 2.0 | 64.4 | 1.7 | 204 | <0.5 | 426 | 187 | <40 | <1.0 | 133 | <5 | 0.6 |
| 16/09/2013 | 15.8 | 7.8 | 2.1 | 473 | 39.6 | 26.3 | 30.0 | 2.1 | 67.8 | 1.6 | 204 | <0.5 | 468 | 187 | <40 | 1.0 | 212 | 6 | 0.7 |
| 19/02/2014 | 14.9 | 7.8 | 2.5 | 472 | 39.4 | 26.0 | 28.1 | 2.0 | 64.2 | 1.6 | 209 | <0.5 | 422 | 176 | <40 | <1.0 | 276 | 5 | 0.7 |
| 01/07/2014 | 17.6 | 7.8 | 2.3 | 479 | 39.4 | 25.9 | 29.1 | 2.2 | 64.5 | 1.6 | 207 | <0.5 | 392 | 169 | <40 | <1.0 | 203 | 5 | 0.5 |
| 28/10/2014 | 15.2 | 7.8 | 2.8 | 470 | 38.9 | 25.7 | 30.3 | 2.0 | 63.2 | 1.6 | 203 | <0.5 | 420 | 140 | <40 | 1.0 | 178 | <5 | 0.5 |
| 24/02/2015 | 15.1 | 7.8 | 5.4 | 469 | 38.8 | 25.3 | 29.2 | 2.1 | 62.2 | 1.6 | 201 | <0.5 | 376 | 133 | <40 | <1.0 | 95 | <5 | 0.3 |
| 16/06/2015 | 16.9 | 7.9 | 2.6 | 468 | 38.9 | 25.5 | 30.4 | 2.1 | 61.7 | 1.5 | 205 | <0.5 | 410 | 130 | <40 | <1.0 | 79 | <5 | 0.3 |
| 06/10/2015 | 16.1 | 7.8 | 1.9 | 467 | 38.1 | 25.1 | 29.8 | 1.9 | 61.0 | 1.5 | 208 | <0.5 | 400 | 140 | <40 | <1.0 | 145 | <5 | 0.3 |
| 23/02/2016 | 15.3 | 7.8 | 2.6 | 468 | 40.3 | 25.7 | 34.6 | 2.2 | 63.4 | 1.5 | 205 | <0.5 | 430 | 120 | <40 | <1.0 | 169 | <5 | 0.3 |
| 14/06/2016 | 16.3 | 7.8 | 1.9 | 479 | 39.3 | 25.4 | 31.6 | 2.1 | 62.2 | 1.5 | 204 | <0.5 | 420 | 120 | <40 | 1.0 | 113 | <5 | 0.4 |
| 04/10/2016 | 16.7 | 7.8 | 1.8 | 470 | 38.2 | 24.5 | 31.3 | 2.1 | 62.7 | 1.4 | 202 | <0.5 | 400 | 110 | <40 | <1.0 | 107 | <5 | 0.3 |
| 07/03/2017 | 16.0 | 7.8 | 2.6 | 451 | 38.8 | 24.5 | 34.4 | 2.1 | 61.8 | 1.4 | 206 | <0.5 | 420 | 100 | <40 | <1.0 | 131 | 5 | 0.3 |
| 19/06/2017 | 16.9 | 8.0 | 2.2 | 468 | 37.2 | 24.1 | 32.9 | 2.1 | 59.5 | 1.4 | 207 | <0.5 | 360 | 90 | <40 | <1.0 | 162 | <5 | 0.3 |
| 17/10/2017 | 16.4 | 7.9 | 1.9 | 475 | 36.1 | 24.0 | 33.7 | 2.1 | 62.9 | 1.4 | 212 | <0.5 | 390 | 100 | <40 | 4.0 | 6110 | 7 | 29.0 |
| 26/10/2017 | 16.4 | 7.5 | 2.9 | 568 | 36.1 | 23.9 | 32.4 | 2.1 | 58.4 | 1.4 | 201 | <0.5 | 390 | 80 | <40 | <1.0 | 204 | <5 | 8.4 |
| 27/11/2017 | 15.5 | 7.9 | 2.0 | 463 | 38.2 | 23.7 | 32.3 | 2.4 | 56.0 | 1.4 | 208 | <0.5 | 350 | 90 | <40 | <1.0 | 134 | <5 | 0.2 |
| 08/05/2018 | 16.9 | 7.9 | 2.5 | 463 | 36.0 | 24.0 | 33.0 | 2.1 | 56.4 | 1.3 | 210 | <0.5 | 560 | 90 | <40 | <1.0 | 176 | <5 | 0.2 |
| 10/07/2018 | 17.4 | 7.9 | 2.5 | 462 | 37.4 | 23.7 | 34.6 | 2.1 | 59.0 | 1.4 | 209 | <0.5 | 410 | 90 | <40 | <1.0 | 271 | <5 | 0.3 |
| 09/10/2018 | 16.7 | 7.9 | 1.8 | 463 | 44.6 | 23.3 | 35.6 | 2.1 | 56.7 | 1.3 | 197 | <0.5 | 370 | 80 | <40 | <1.0 | 172 | <5 | 0.143 |
| 19/03/2019 | 15.9 | 7.9 | 2.5 | 463 | 36.4 | 23.6 | 35.7 | 2.2 | 55.2 | 1.3 | 203 | <0.5 | 370 | 80 | <40 | <1.0 | 130 | <5 | 0.2 |
| 09/07/2019 | 16.8 | 7.9 | 2.3 | 452 | 37.6 | 23.2 | 35.2 | 2.2 | 53.3 | 1.3 | 215 | <0.5 | 320 | 70 | 515 | <1.0 | 155 | <5 | 0.3 |
| 29/10/2019 | 16.0 | 7.9 | 2.6 | 456 | 39.3 | 21.2 | 35.0 | 2.4 | 55.9 | 1.3 | 222 | <0.5 | 360 | 70 | <40 | 1.8 | 965 | <5 | 2.9 |
| 07/07/2020 | 16.6 | 7.8 | 2.0 | 461 | NA | NA | NA | NA | 57.5 | 1.6 | 215 | <0.5 | 330 | 120 | <40 | <1.0 | 480 | <5 | 1.9 |
| 28/10/2020 | 16.0 | 7.8 | 3.2 | 452 | 37.2 | 23.3 | 37.9 | 2.2 | 54.2 | 1.3 | 221 | <0.5 | 330 | 60 | <40 | 1.0 | 92 | <5 | 0.130 |

5.4 POZZO 6171 CASIER, VIA SANTI



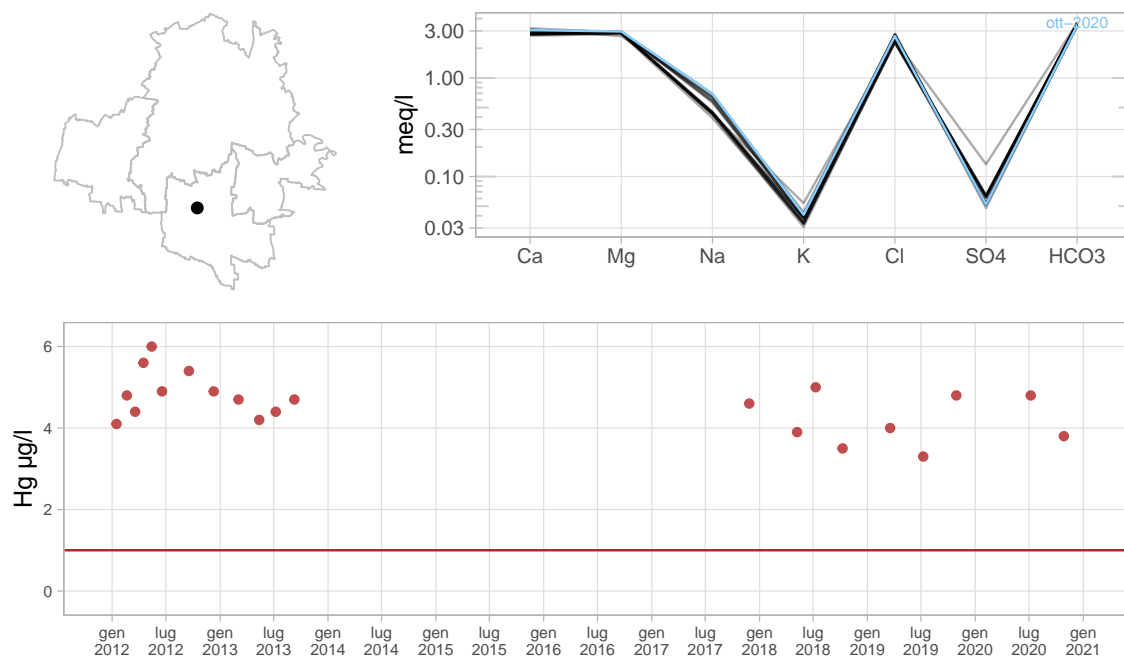
| data | T °C | pH | DO mg/l | CE µS/cm | Ca mg/l | Mg mg/l | Na mg/l | K mg/l | Cl mg/l | SO4 mg/l | HCO3 mg/l | NO3 mg/l | Br µg/l | I µg/l | NH4 µg/l | As µg/l | Fe µg/l | Mn µg/l | Hg µg/l |
|------------|------|-----|---------|----------|---------|---------|---------|--------|---------|----------|-----------|----------|---------|--------|----------|---------|---------|---------|---------|
| 18/03/2013 | NA | 7.8 | NA | 489 | 40.4 | 27.2 | 24.5 | 2.2 | 65.3 | 1.6 | 206 | <0.5 | 445 | 185 | <40 | 1.4 | 470 | <5 | 0.108 |
| 13/05/2013 | 16.4 | 7.8 | 1.2 | 470 | 40.1 | 27.2 | 24.8 | 2.0 | 66.1 | 1.7 | 203 | <0.5 | 429 | 182 | <20 | 1.4 | 471 | <5 | 0.119 |
| 10/07/2013 | 16.7 | 7.8 | 2.0 | 469 | 40.2 | 26.9 | 25.0 | 2.0 | 64.5 | 1.6 | 203 | <0.5 | 430 | 184 | <40 | <1.0 | 454 | <5 | 0.129 |
| 16/09/2013 | 16.6 | 7.8 | 2.9 | 473 | 40.1 | 27.1 | 25.1 | 2.1 | 62.8 | 1.6 | 202 | <0.5 | 471 | 197 | <40 | 1.5 | 314 | <5 | 0.103 |
| 19/02/2014 | 16.1 | 7.8 | 1.8 | 474 | 40.0 | 26.8 | 25.8 | 2.0 | 64.2 | 1.5 | 207 | <0.5 | 426 | 211 | <40 | 1.0 | 519 | 5 | 0.094 |
| 01/07/2014 | 16.7 | 7.8 | 1.7 | 479 | 39.9 | 26.8 | 26.8 | 2.0 | 64.5 | 1.5 | 209 | <0.5 | 394 | 158 | <40 | 1.0 | 460 | <5 | 0.087 |
| 28/10/2014 | 16.0 | 7.8 | 2.0 | 472 | 39.4 | 26.4 | 28.0 | 2.1 | 63.5 | 1.4 | 202 | <0.5 | 430 | 140 | <40 | 1.5 | 455 | <5 | 0.096 |
| 24/02/2015 | 15.2 | 7.8 | 9.3 | 469 | 39.3 | 26.2 | 27.3 | 2.1 | 62.7 | 1.5 | 201 | <0.5 | 376 | 146 | <40 | 1.2 | 380 | <5 | 0.095 |
| 16/06/2015 | 16.9 | 7.8 | 1.8 | 470 | 38.8 | 26.2 | 28.4 | 2.1 | 61.6 | 1.5 | 204 | <0.5 | 410 | 130 | <40 | 1.0 | 263 | <5 | 0.070 |
| 06/10/2015 | 16.4 | 7.9 | 3.1 | 468 | 38.4 | 25.9 | 27.6 | 1.8 | 62.0 | 1.3 | 205 | <0.5 | 410 | 140 | <40 | 1.0 | 460 | <5 | 0.061 |
| 23/02/2016 | 16.2 | 7.8 | 1.5 | 467 | 41.1 | 26.8 | 29.1 | 2.2 | 61.8 | 1.7 | 205 | <0.5 | 450 | 130 | 40 | <1.0 | 327 | <5 | 0.087 |
| 14/06/2016 | 16.5 | 7.9 | 1.7 | 479 | 39.7 | 26.3 | 29.3 | 2.1 | 63.7 | 1.4 | 199 | <0.5 | 410 | 120 | 57 | 1.9 | 341 | <5 | 0.042 |
| 04/10/2016 | 16.8 | 7.8 | 2.2 | 471 | 37.9 | 25.4 | 29.0 | 2.1 | 63.2 | 1.4 | 197 | <0.5 | 410 | 130 | <40 | 1.5 | 236 | <5 | 0.033 |
| 07/03/2017 | 16.8 | 7.8 | 1.6 | 452 | 39.4 | 25.3 | 31.9 | 2.2 | 60.7 | 1.4 | 202 | <0.5 | 390 | 130 | <40 | 1.2 | 273 | <5 | 0.050 |
| 20/06/2017 | 16.9 | 7.8 | 1.6 | 469 | 37.5 | 24.8 | 30.5 | 2.1 | 60.4 | 1.3 | 197 | <0.5 | 360 | 110 | <40 | 1.7 | 277 | <5 | 0.037 |
| 17/10/2017 | 16.5 | 7.9 | 1.4 | 473 | 36.5 | 24.7 | 31.4 | 2.0 | 58.7 | 1.4 | 202 | <0.5 | 400 | 110 | <40 | <1.0 | 245 | <5 | 0.033 |
| 27/11/2017 | 15.3 | 7.9 | 2.0 | 464 | 38.6 | 26.9 | 31.7 | 2.2 | 58.8 | 1.3 | 202 | <0.5 | 370 | 110 | <40 | 1.3 | 297 | 16 | 0.030 |
| 08/05/2018 | 17.1 | 7.9 | 2.3 | 463 | 36.3 | 24.7 | 32.3 | 2.1 | 59.2 | 1.3 | 207 | <0.5 | 560 | 120 | <40 | 1.3 | 274 | <5 | 0.029 |
| 10/07/2018 | 17.0 | 7.9 | 2.2 | 461 | 38.3 | 24.5 | 32.5 | 2.1 | 59.7 | 1.4 | 206 | <0.5 | 400 | 130 | 46 | 1.0 | 287 | <5 | 0.085 |
| 09/10/2018 | 16.8 | 7.9 | 1.6 | 454 | 44.3 | 23.9 | 32.9 | 2.1 | 56.8 | 1.3 | 192 | <0.5 | 380 | 100 | <40 | <1.0 | 291 | <5 | 0.012 |
| 19/03/2019 | 16.2 | 7.9 | 3.0 | 462 | 36.8 | 24.5 | 34.5 | 2.2 | 57.5 | 1.2 | 206 | <0.5 | 400 | 110 | <40 | 1.0 | 320 | <5 | 0.044 |
| 09/07/2019 | 17.1 | 7.9 | 2.9 | 453 | 35.8 | 23.9 | 31.9 | 2.2 | 53.5 | 1.3 | 211 | <0.5 | 330 | 90 | <40 | 1.0 | 260 | <5 | 0.029 |
| 29/10/2019 | 16.4 | 7.9 | 2.8 | 452 | 39.8 | 21.6 | 33.0 | 2.4 | 56.3 | 1.2 | 214 | <0.5 | 340 | 100 | <40 | 1.0 | 310 | <5 | 0.026 |
| 07/07/2020 | 16.7 | 7.8 | 3.5 | 460 | NA | NA | NA | NA | 57.9 | 1.5 | 216 | <0.5 | 330 | 140 | 47 | <1.0 | 227 | <5 | 0.024 |
| 28/10/2020 | 16.3 | 7.8 | 2.2 | 449 | 37.6 | 24.0 | 36.0 | 2.2 | 53.6 | 1.3 | 204 | <0.5 | 330 | 80 | <40 | 1.9 | 171 | <5 | 0.014 |

5.5 POZZO 6664 MOGLIANO VENETO, VIA DELLA CROCE



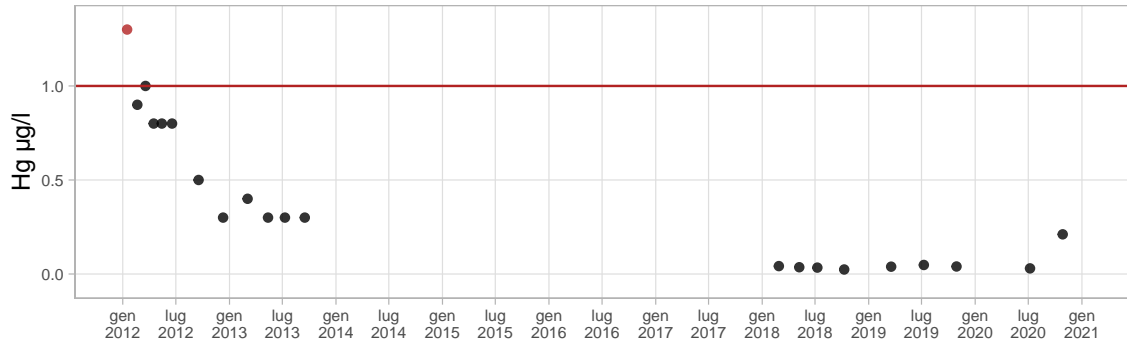
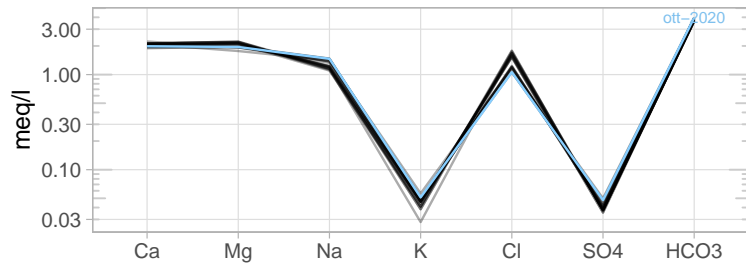
| data | T °C | pH | DO mg/l | CE µS/cm | Ca mg/l | Mg mg/l | Na mg/l | K mg/l | Cl mg/l | SO4 mg/l | HCO3 mg/l | NO3 mg/l | Br µg/l | I µg/l | NH4 µg/l | As µg/l | Fe µg/l | Mn µg/l | Hg µg/l |
|------------|------|-----|---------|----------|---------|---------|---------|--------|---------|----------|-----------|----------|---------|--------|----------|---------|---------|---------|---------|
| 27/11/2017 | 15.1 | 7.8 | 3.8 | 480 | 51.4 | 30.4 | 10.6 | 1.7 | 56.5 | 4.3 | 225 | <0.5 | 350 | <50 | <40 | <1.0 | 86 | 21 | 0.002 |
| 07/05/2018 | 17.2 | 7.8 | 2.9 | 483 | 49.1 | 31.0 | 10.7 | 1.6 | 58.9 | 4.2 | 218 | <0.5 | 510 | 50 | <40 | <1.0 | 75 | 17 | 0.002 |
| 09/07/2018 | 19.7 | 7.8 | 2.5 | 480 | 51.3 | 31.0 | 10.7 | 1.7 | 59.7 | 4.4 | 218 | <0.5 | 390 | <50 | <40 | <1.0 | 80 | <5 | 0.002 |
| 08/10/2018 | 17.4 | 7.8 | 2.4 | 487 | 61.0 | 30.4 | 10.7 | 1.6 | 62.9 | 4.2 | 220 | <0.5 | 410 | 50 | <40 | <1.0 | 111 | 24 | <0.002 |
| 19/03/2019 | 15.9 | 7.8 | 2.9 | 487 | 52.1 | 31.5 | 10.8 | 1.6 | 60.4 | 4.1 | 214 | <0.5 | 380 | 50 | <40 | <1.0 | 105 | 23 | 0.002 |
| 09/07/2019 | 17.4 | 7.7 | 2.2 | 479 | 52.2 | 30.8 | 10.8 | 1.6 | 60.8 | 4.2 | 215 | <0.5 | 360 | 50 | <40 | <1.0 | 68 | 19 | <0.002 |
| 29/10/2019 | 16.3 | 7.8 | 3.1 | 482 | 55.6 | 28.7 | 11.0 | 1.7 | 62.2 | 4.1 | 214 | <0.5 | 390 | <50 | <40 | <1.0 | 82 | 20 | <0.002 |
| 07/07/2020 | 17.7 | 7.7 | 3.4 | 496 | NA | NA | NA | NA | 67.6 | 4.0 | 217 | <0.5 | 380 | 100 | 40 | <1.0 | 76 | 20 | 0.028 |
| 28/10/2020 | 16.3 | 7.7 | 2.7 | 488 | 53.7 | 32.3 | 11.0 | 1.6 | 63.6 | 4.1 | 216 | <0.5 | 380 | 50 | <40 | <1.0 | 77 | 21 | <0.002 |

5.6 POZZO 6001 PREGANZIOL, VIA BARATTA VECCHIA



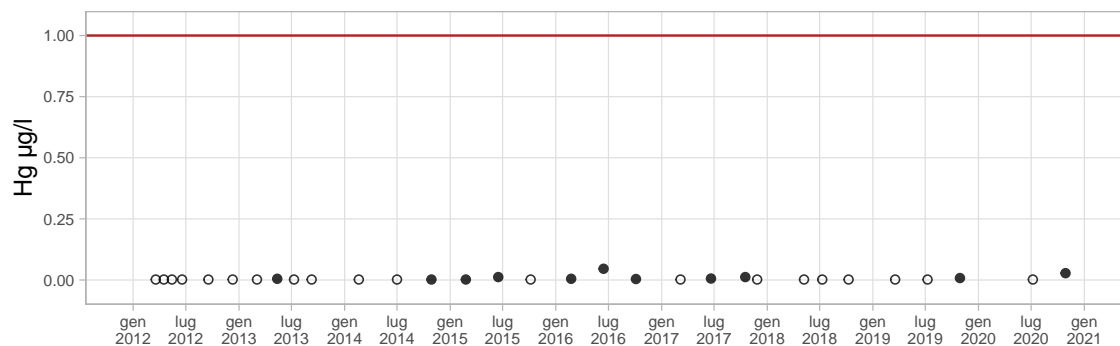
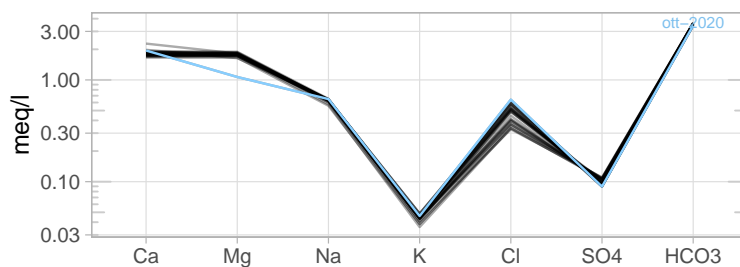
| data | T °C | pH pH | DO mg/l | CE µS/cm | Ca mg/l | Mg mg/l | Na mg/l | K mg/l | Cl mg/l | SO4 mg/l | HCO3 mg/l | NO3 mg/l | Br µg/l | I µg/l | NH4 µg/l | As µg/l | Fe µg/l | Mn µg/l | Hg µg/l |
|------------|------|-------|---------|----------|---------|---------|---------|--------|---------|----------|-----------|----------|---------|--------|----------|---------|---------|---------|---------|
| 16/01/2012 | 14.1 | 7.7 | 2.6 | 541 | 55.0 | 34.6 | 9.7 | 1.2 | 82.0 | 3.1 | 218 | <0.5 | 422 | 105 | <40 | <1 | 96 | <5 | 4.1 |
| 20/02/2012 | 13.5 | 7.8 | 6.1 | 545 | 56.2 | 34.8 | 9.9 | 2.1 | 84.4 | 3.1 | 220 | <0.5 | 465 | 140 | <40 | <1 | 195 | <5 | 4.8 |
| 19/03/2012 | 14.8 | 7.8 | 3.3 | 548 | 57.6 | 34.9 | 9.8 | 1.3 | 86.0 | 3.1 | 219 | <0.5 | 465 | 130 | <40 | <1 | 150 | <5 | 4.4 |
| 16/04/2012 | 14.5 | 7.8 | 3.9 | 547 | 55.7 | 34.8 | 10.0 | 1.5 | 82.0 | 2.6 | 222 | <0.5 | 469 | 163 | <40 | <1 | 603 | <5 | 5.6 |
| 14/05/2012 | 15.1 | 7.8 | 5.8 | 539 | 55.3 | 34.8 | 10.0 | 1.3 | 83.0 | 3.0 | 218 | <0.5 | 498 | 169 | <40 | <1 | 200 | <5 | 6.0 |
| 18/06/2012 | 16.2 | 7.8 | 3.2 | 541 | 53.8 | 33.8 | 9.0 | 1.3 | 85.0 | 3.0 | 221 | <0.5 | 503 | 188 | <40 | <1 | 72 | <5 | 4.9 |
| 17/09/2012 | 15.3 | 7.7 | 1.7 | 546 | 56.4 | 34.6 | 10.2 | 1.3 | 84.0 | 3.0 | 219 | <0.5 | 494 | 170 | <40 | <1 | 56 | <5 | 5.4 |
| 10/12/2012 | 14.6 | 7.8 | 6.9 | 555 | 56.7 | 35.0 | 10.3 | 1.5 | 81.0 | 3.0 | 219 | <0.5 | 528 | 155 | <40 | <1 | 75 | <5 | 4.9 |
| 04/03/2013 | 14.8 | 7.8 | 5.2 | 548 | 55.4 | 34.5 | 10.2 | 1.3 | 80.3 | 2.9 | 220 | <0.5 | 540 | 148 | <40 | <1.0 | 74 | <5 | 4.7 |
| 13/05/2013 | 15.7 | 7.6 | 1.7 | 545 | 55.8 | 35.0 | 10.2 | 1.4 | 89.2 | 2.9 | 219 | <0.5 | 532 | 166 | <20 | <1.0 | 47 | <5 | 4.2 |
| 08/07/2013 | 15.7 | 7.6 | 2.5 | 545 | 56.0 | 34.9 | 10.3 | 1.4 | 88.0 | 3.0 | 217 | <0.5 | 545 | 171 | <40 | <1.0 | 70 | <5 | 4.4 |
| 09/09/2013 | 15.3 | 7.7 | 1.9 | 538 | 56.6 | 35.3 | 10.5 | 1.4 | 87.2 | 6.4 | 221 | <0.5 | 554 | 168 | <40 | <1.0 | 64 | <5 | 4.7 |
| 27/11/2017 | 14.6 | 7.7 | 2.7 | 575 | 58.9 | 35.6 | 12.9 | 1.5 | 97.4 | 2.5 | 206 | <0.5 | 560 | 210 | <40 | <1.0 | 289 | <5 | 4.6 |
| 08/05/2018 | 15.7 | 7.7 | 2.9 | 579 | 56.3 | 35.6 | 13.4 | 1.5 | 96.3 | 2.5 | 211 | <0.5 | 770 | 220 | <40 | <1.0 | 238 | <5 | 3.9 |
| 10/07/2018 | 15.8 | 7.7 | 2.4 | 575 | 58.4 | 35.5 | 13.3 | 1.5 | 96.9 | 2.5 | 213 | <0.5 | 610 | 180 | 70 | <1.0 | 366 | <5 | 5.0 |
| 09/10/2018 | 15.7 | 7.8 | 1.1 | 255 | 63.9 | 35.2 | 14.0 | 1.5 | 95.7 | 2.5 | 206 | <0.5 | 620 | 200 | 50 | <1.0 | 235 | <5 | 3.5 |
| 19/03/2019 | 15.0 | 7.7 | 2.8 | 582 | 59.8 | 35.9 | 14.4 | 1.6 | 98.8 | 2.5 | 210 | <0.5 | 600 | 210 | <40 | <1.0 | 230 | <5 | 4.0 |
| 09/07/2019 | 15.8 | 7.8 | 2.0 | 573 | 59.3 | 35.5 | 14.8 | 1.6 | 95.7 | 2.5 | 209 | <0.5 | 590 | 180 | <40 | <1.0 | 185 | <5 | 3.3 |
| 29/10/2019 | 14.9 | 7.7 | 6.5 | 565 | 62.4 | 32.3 | 14.9 | 1.7 | 94.9 | 2.3 | 209 | <0.5 | 600 | 170 | <40 | <1.0 | 790 | 6 | 4.8 |
| 07/07/2020 | 16.0 | 7.7 | 6.2 | 583 | NA | NA | NA | NA | 101.3 | 2.5 | 220 | <0.5 | 560 | 200 | 40 | <1.0 | 314 | <5 | 4.8 |
| 27/10/2020 | 13.0 | 7.8 | 6.5 | 574 | 61.3 | 36.0 | 15.9 | 1.6 | 94.3 | 2.5 | 208 | <0.5 | 550 | 140 | <40 | 1.0 | 583 | 5 | 3.8 |

5.7 POZZO 6033 PREGANZIOL, VIA FERRUGLIO



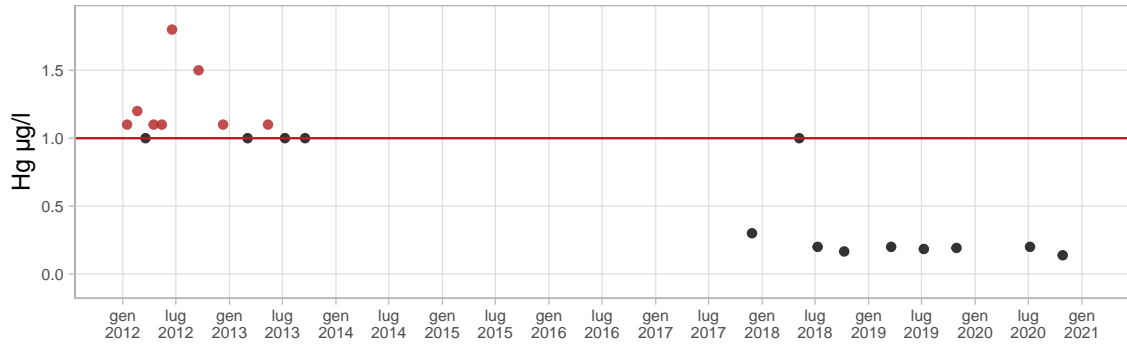
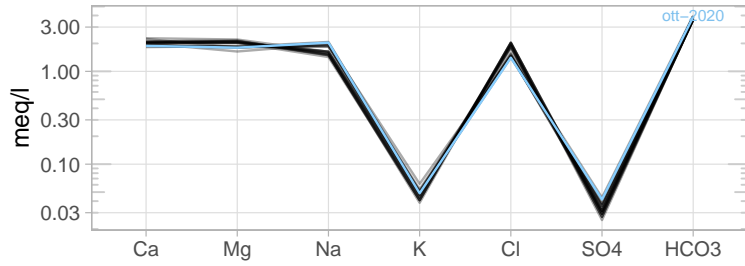
| data | T °C | pH | DO mg/l | CE µS/cm | Ca mg/l | Mg mg/l | Na mg/l | K mg/l | Cl mg/l | SO4 mg/l | HCO3 mg/l | NO3 mg/l | Br µg/l | I µg/l | NH4 µg/l | As µg/l | Fe µg/l | Mn µg/l | Hg µg/l |
|------------|------|-----|---------|----------|---------|---------|---------|--------|---------|----------|-----------|----------|---------|--------|----------|---------|---------|---------|---------|
| 16/01/2012 | 14.6 | 7.8 | 5.1 | 490 | 42.4 | 26.6 | 26.8 | 1.6 | 63.4 | 1.8 | 221 | <0.5 | 327 | 79 | <40 | <1 | 71 | <5 | 1.3 |
| 20/02/2012 | 15.0 | 7.8 | 0.9 | 489 | 42.6 | 27.0 | 27.4 | 1.5 | 62.7 | 1.8 | 221 | <0.5 | 304 | 27 | <40 | <1 | 75 | <5 | 0.9 |
| 19/03/2012 | 15.8 | 7.7 | 2.0 | 490 | 42.7 | 26.6 | 25.8 | 1.5 | 60.5 | 1.9 | 238 | <0.5 | 351 | 75 | <40 | <1 | 130 | <5 | 1.0 |
| 16/04/2012 | 15.7 | 7.8 | 1.5 | 485 | 42.6 | 26.7 | 26.5 | 1.1 | 59.8 | 1.8 | 226 | <0.5 | 349 | 66 | <40 | <1 | 80 | <5 | 0.8 |
| 14/05/2012 | 16.3 | 7.7 | 1.2 | 478 | 42.7 | 27.0 | 26.6 | 1.6 | 60.5 | 1.8 | 227 | <0.5 | 371 | 62 | <40 | <1 | 84 | <5 | 0.8 |
| 18/06/2012 | 17.2 | 7.8 | 1.9 | 478 | 41.0 | 25.5 | 25.3 | 1.6 | 59.5 | 1.8 | 226 | <0.5 | 367 | 52 | <40 | <1 | 43 | <5 | 0.8 |
| 17/09/2012 | 17.2 | 7.8 | 1.4 | 474 | 42.2 | 25.9 | 26.2 | 1.7 | 57.1 | 1.8 | 224 | <0.5 | 346 | 54 | <40 | <1 | 43 | <5 | 0.5 |
| 10/12/2012 | 14.9 | 7.7 | 1.6 | 477 | 41.7 | 26.0 | 27.5 | 1.8 | 56.5 | 1.8 | 228 | <0.5 | 376 | 51 | <40 | <1 | 50 | <5 | 0.3 |
| 04/03/2013 | 15.5 | 7.8 | 2.5 | 470 | 40.8 | 25.4 | 27.9 | 1.8 | 55.0 | 1.8 | 223 | <0.5 | 360 | 26 | <40 | <1.0 | 48 | <5 | 0.4 |
| 13/05/2013 | 16.0 | 7.7 | 1.3 | 465 | 41.0 | 25.8 | 28.1 | 1.8 | 55.8 | 1.8 | 228 | <0.5 | 348 | 43 | <20 | <1.0 | 40 | <5 | 0.3 |
| 10/07/2013 | 20.7 | 7.7 | 2.2 | 463 | 40.9 | 25.5 | 28.0 | 1.8 | 54.0 | 1.7 | 229 | <0.5 | 347 | 46 | <40 | <1.0 | 41 | <5 | 0.3 |
| 16/09/2013 | 16.3 | 7.7 | 1.4 | 468 | 41.1 | 25.7 | 28.3 | 1.8 | 53.9 | 1.7 | 226 | <0.5 | 380 | 55 | <40 | <1.0 | 40 | <5 | 0.3 |
| 27/02/2018 | 14.5 | 7.8 | 5.7 | 448 | 38.5 | 23.5 | 32.0 | 1.8 | 42.6 | 1.9 | 233 | <0.5 | 280 | <50 | <40 | <1.0 | 20 | <5 | 0.042 |
| 08/05/2018 | 17.4 | 7.9 | 5.3 | 449 | 37.9 | 24.0 | 30.5 | 1.8 | 42.5 | 1.9 | 237 | <0.5 | 340 | <50 | <40 | <1.0 | 23 | <5 | 0.036 |
| 09/07/2018 | 16.8 | 7.9 | 4.7 | 447 | 39.7 | 23.9 | 31.5 | 1.9 | 43.3 | 2.0 | 237 | <0.5 | 280 | <50 | <40 | <1.0 | 18 | <5 | 0.034 |
| 09/10/2018 | 16.6 | 8.0 | 4.8 | 452 | 44.6 | 23.4 | 31.7 | 1.8 | 43.8 | 1.9 | 238 | <0.5 | 270 | <50 | <40 | <1.0 | 15 | <5 | 0.024 |
| 19/03/2019 | 15.8 | 7.8 | 2.4 | 452 | 39.3 | 23.9 | 33.9 | 1.9 | 42.4 | 2.0 | 237 | <0.5 | 260 | <50 | <40 | <1.0 | 16 | <5 | 0.039 |
| 09/07/2019 | 16.4 | 8.0 | 4.5 | 441 | 39.3 | 23.6 | 33.4 | 1.9 | 40.8 | 2.1 | 236 | <0.5 | 250 | <50 | 40 | <1.0 | 43 | <5 | 0.048 |
| 29/10/2019 | 15.9 | 7.8 | 2.4 | 444 | 41.9 | 21.5 | 32.5 | 2.2 | 41.4 | 2.1 | 241 | <0.5 | 260 | <50 | <40 | <1.0 | 20 | <5 | 0.040 |
| 07/07/2020 | 16.3 | 7.9 | 4.4 | 451 | NA | NA | NA | NA | 37.6 | 2.4 | 239 | <0.5 | 240 | 60 | <40 | <1.0 | 34 | <5 | 0.030 |
| 27/10/2020 | 16.3 | 7.9 | 3.4 | 443 | 39.8 | 23.7 | 33.7 | 2.0 | 37.6 | 2.3 | 242 | <0.5 | 240 | <20 | <40 | <1.0 | 155 | <5 | 0.211 |

5.8 POZZO 6036 PREGANZIOL, VIA SCHIAVONIA NUOVA



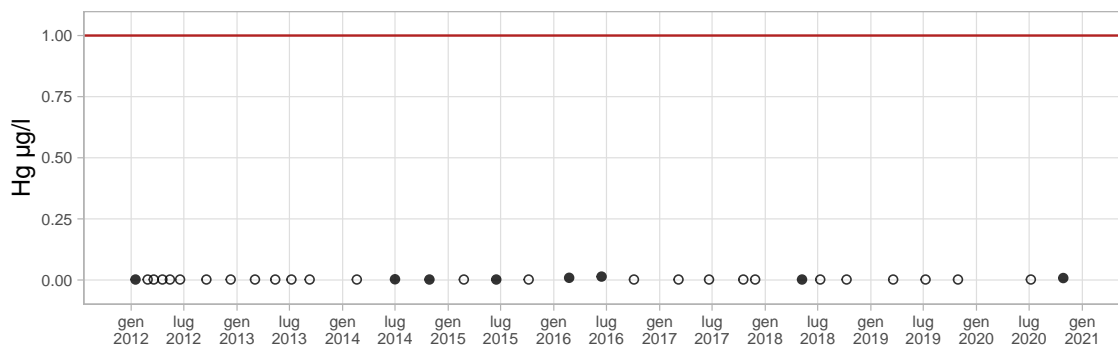
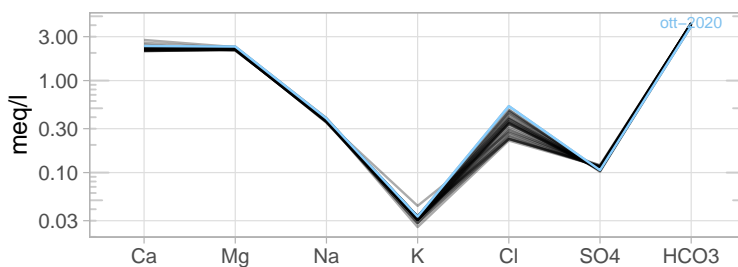
| data | T °C | pH | DO mg/l | CE µS/cm | Ca mg/l | Mg mg/l | Na mg/l | K mg/l | Cl mg/l | SO4 mg/l | HCO3 mg/l | NO3 mg/l | Br µg/l | I µg/l | NH4 µg/l | As µg/l | Fe µg/l | Mn µg/l | Hg µg/l |
|------------|------|-----|---------|----------|---------|---------|---------|--------|---------|----------|-----------|----------|---------|--------|----------|---------|---------|---------|---------|
| 19/03/2012 | 16.2 | 8.1 | 1.7 | 346 | 34.0 | 20.8 | 14.9 | 1.6 | 11.6 | 5.3 | 223 | <0.5 | 61 | <20 | 290 | <1 | 13 | 19 | <0.002 |
| 16/04/2012 | 16.4 | 8.1 | 3.3 | 343 | 34.1 | 20.9 | 13.2 | 1.4 | 11.9 | 5.1 | 220 | <0.5 | 59 | <20 | 287 | <1 | 12 | 20 | <0.002 |
| 14/05/2012 | 16.6 | 8.1 | 2.4 | 337 | 34.4 | 21.1 | 14.3 | 1.5 | 11.9 | 5.1 | 222 | <0.5 | 71 | <20 | 296 | <1 | 11 | 20 | <0.002 |
| 18/06/2012 | 17.0 | 8.1 | 2.9 | 341 | 33.2 | 20.1 | 12.8 | 1.5 | 12.5 | 5.2 | 217 | <0.5 | 76 | <20 | 290 | <1 | <10 | 16 | <0.002 |
| 17/09/2012 | 16.9 | 8.1 | 2.6 | 344 | 35.1 | 21.2 | 13.9 | 1.7 | 13.4 | 5.2 | 220 | <0.5 | 76 | <20 | 273 | <1 | 10 | 20 | <0.002 |
| 10/12/2012 | 15.6 | 8.1 | 2.3 | 347 | 34.8 | 21.1 | 14.5 | 1.7 | 12.9 | 5.2 | 220 | <0.5 | 85 | <20 | 250 | <1 | 10 | 19 | <0.002 |
| 04/03/2013 | 16.2 | 8.0 | 1.0 | 343 | 34.4 | 20.8 | 14.4 | 1.7 | 13.0 | 5.1 | 217 | <0.5 | 87 | <20 | 380 | <1.0 | 20 | 16 | <0.002 |
| 13/05/2013 | 16.5 | 8.0 | 1.6 | 340 | 34.9 | 21.4 | 14.4 | 1.7 | 14.0 | 5.1 | 219 | <0.5 | 87 | <20 | 360 | <1.0 | 10 | 17 | 0.005 |
| 10/07/2013 | 16.7 | 8.0 | 2.1 | 343 | 35.1 | 21.3 | 14.3 | 1.7 | 14.2 | 5.0 | 219 | <0.5 | 93 | <20 | 300 | <1.0 | 10 | 17 | <0.002 |
| 09/09/2013 | 17.0 | 8.0 | 2.8 | 334 | 35.5 | 21.6 | 14.4 | 1.7 | 14.6 | 5.0 | 216 | <0.5 | 97 | <20 | 213 | <1.0 | 10 | 18 | <0.002 |
| 19/02/2014 | 16.2 | 8.0 | 1.4 | 345 | 35.3 | 21.4 | 14.4 | 1.7 | 14.5 | 4.8 | 221 | <0.5 | 93 | <20 | 325 | <1.0 | 11 | 21 | <0.002 |
| 01/07/2014 | 17.2 | 8.0 | 2.4 | 356 | 35.8 | 21.8 | 14.6 | 1.7 | 15.8 | 4.7 | 216 | <0.5 | 96 | <20 | 305 | <1.0 | 10 | 20 | <0.002 |
| 28/10/2014 | 16.2 | 8.0 | 4.1 | 354 | 36.1 | 22.0 | 14.1 | 1.7 | 17.2 | 5.0 | 214 | <0.5 | 120 | <50 | <40 | <1.0 | <10 | 15 | 0.002 |
| 24/02/2015 | 16.0 | 8.1 | 5.5 | 357 | 36.6 | 22.1 | 14.3 | 1.8 | 17.4 | 4.9 | 214 | <0.5 | 94 | <20 | 240 | <1.0 | 13 | 16 | 0.002 |
| 16/06/2015 | 16.7 | 8.1 | 1.9 | 356 | 36.0 | 22.0 | 14.7 | 1.8 | 17.4 | 4.7 | 220 | <0.5 | 110 | <50 | 250 | <1.0 | <10 | 14 | 0.012 |
| 06/10/2015 | 16.5 | 8.1 | 1.9 | 351 | 36.1 | 21.9 | 13.8 | 1.6 | 17.5 | 4.7 | 220 | <0.5 | 110 | <50 | 263 | <1.0 | <10 | 18 | <0.002 |
| 23/02/2016 | 16.1 | 8.0 | 2.0 | 358 | 38.6 | 23.0 | 15.0 | 1.8 | 18.2 | 4.8 | 216 | <0.5 | 130 | <50 | 260 | <1.0 | 24 | 16 | 0.005 |
| 14/06/2016 | 16.5 | 8.0 | 2.6 | 365 | 37.6 | 22.6 | 14.8 | 1.9 | 18.6 | 4.7 | 218 | <0.5 | 120 | <50 | 280 | <1.0 | <10 | 14 | 0.046 |
| 04/10/2016 | 16.4 | 8.0 | 2.4 | 356 | 36.6 | 21.9 | 14.4 | 1.8 | 18.2 | 4.6 | 219 | <0.5 | 130 | <50 | 280 | <1.0 | <10 | 18 | 0.004 |
| 07/03/2017 | 16.0 | 8.0 | 2.1 | 346 | 37.5 | 22.0 | 14.5 | 1.8 | 18.5 | 4.5 | 211 | <0.5 | 120 | <50 | 270 | <1.0 | 23 | 19 | <0.002 |
| 20/06/2017 | 17.0 | 8.1 | 2.4 | 361 | 36.0 | 21.8 | 14.5 | 1.7 | 18.6 | 4.5 | 214 | <0.5 | <100 | <50 | 290 | <1.0 | <10 | 17 | 0.006 |
| 17/10/2017 | 16.6 | 8.1 | 2.1 | 366 | 35.5 | 21.8 | 14.7 | 1.8 | 18.9 | 4.5 | 213 | <0.5 | <100 | <50 | 291 | <1.0 | <10 | 15 | 0.012 |
| 27/11/2017 | 15.7 | 8.1 | 2.1 | 359 | 37.6 | 21.8 | 14.6 | 1.9 | 19.8 | 4.5 | 214 | <0.5 | 120 | <50 | 284 | <1.0 | 12 | 17 | <0.002 |
| 08/05/2018 | 17.6 | 8.0 | 2.6 | 362 | 36.0 | 22.4 | 14.6 | 1.8 | 20.5 | 4.4 | 216 | <0.5 | 130 | <50 | 260 | <1.0 | <10 | 17 | <0.002 |
| 10/07/2018 | 17.4 | 8.1 | 2.1 | 363 | 38.0 | 22.4 | 14.7 | 1.8 | 21.0 | 4.6 | 214 | <0.5 | 120 | <50 | 290 | <1.0 | 15 | 18 | <0.002 |
| 09/10/2018 | 16.8 | 8.1 | 0.7 | 368 | 45.6 | 22.1 | 14.6 | 1.7 | 22.1 | 4.4 | 208 | <0.5 | 140 | <50 | 270 | <1.0 | 20 | 20 | <0.002 |
| 19/03/2019 | 16.0 | 8.0 | 2.2 | 368 | 37.2 | 22.7 | 14.5 | 1.8 | 21.8 | 4.4 | 214 | <0.5 | 150 | <50 | 290 | <1.0 | 10 | 15 | <0.002 |
| 09/07/2019 | 17.1 | 8.1 | 2.5 | 356 | 37.8 | 22.0 | 14.7 | 1.8 | 20.3 | 4.3 | 210 | <0.5 | 110 | <50 | 515 | <1.0 | <10 | 15 | <0.002 |
| 29/10/2019 | 16.5 | 8.1 | 3.4 | 360 | 39.6 | 19.9 | 14.7 | 1.9 | 20.5 | 4.3 | 215 | <0.5 | 120 | <50 | 296 | <1.0 | <10 | 15 | 0.008 |
| 07/07/2020 | 17.5 | 8.0 | 4.1 | 374 | NA | NA | NA | NA | 22.1 | 4.3 | 215 | <0.5 | 130 | 50 | 300 | <1.0 | <10 | 17 | <0.002 |
| 28/10/2020 | 16.0 | 8.0 | 2.2 | 363 | 39.0 | 13.0 | 14.9 | 1.8 | 22.7 | 4.3 | 209 | <0.5 | 140 | <20 | 285 | <1.0 | <10 | 17 | 0.028 |

5.9 POZZO 6132 PREGANZIOL, VIA FRANCHETTI



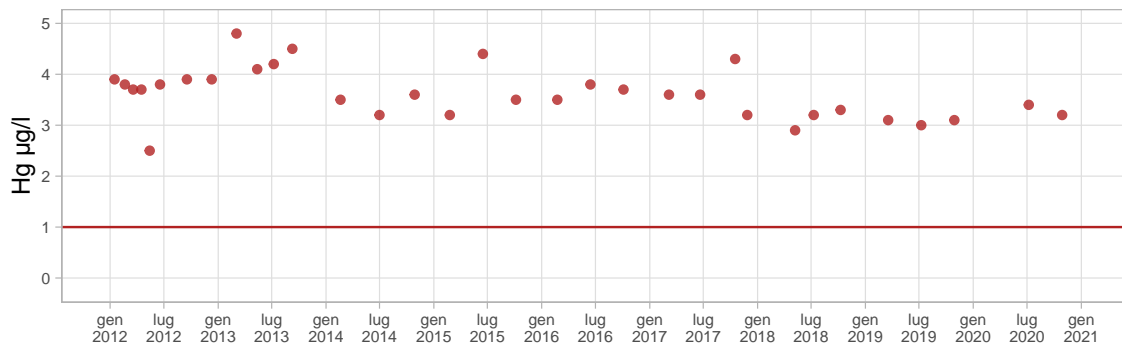
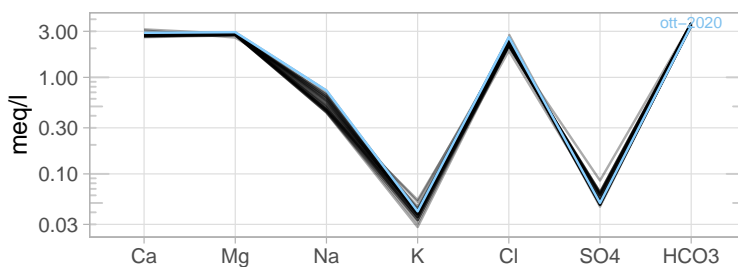
| data | T °C | pH | DO mg/l | CE µS/cm | Ca mg/l | Mg mg/l | Na mg/l | K mg/l | Cl mg/l | SO4 mg/l | HCO3 mg/l | NO3 mg/l | Br µg/l | I µg/l | NH4 µg/l | As µg/l | Fe µg/l | Mn µg/l | Hg µg/l |
|------------|------|-----|---------|----------|---------|---------|---------|--------|---------|----------|-----------|----------|---------|--------|----------|---------|---------|---------|---------|
| 16/01/2012 | 14.7 | 7.8 | 1.9 | 512 | 40.9 | 25.2 | 35.1 | 1.6 | 71.9 | 1.4 | 219 | <0.5 | 373 | 242 | <40 | <1 | 275 | <5 | 1.1 |
| 20/02/2012 | 14.1 | 7.8 | 1.9 | 512 | 42.1 | 26.2 | 34.6 | 1.6 | 72.8 | 1.5 | 218 | <0.5 | 355 | 212 | <40 | <1 | 323 | <5 | 1.2 |
| 19/03/2012 | 15.5 | 7.8 | 2.4 | 515 | 41.7 | 25.6 | 36.0 | 1.7 | 72.0 | 1.5 | 222 | <0.5 | 408 | 241 | <40 | <1 | 255 | <5 | 1.0 |
| 16/04/2012 | 15.3 | 7.8 | 2.5 | 513 | 41.7 | 25.7 | 35.0 | 1.5 | 72.0 | 1.4 | 223 | <0.5 | 405 | 232 | <40 | <1 | 290 | <5 | 1.1 |
| 14/05/2012 | 15.8 | 7.8 | 2.0 | 506 | 41.0 | 25.9 | 34.3 | 1.6 | 71.5 | 1.5 | 225 | <0.5 | 435 | 238 | <40 | <1 | 305 | <5 | 1.1 |
| 18/06/2012 | 16.7 | 7.8 | 1.9 | 505 | 40.2 | 24.7 | 32.8 | 1.6 | 70.0 | 1.3 | 219 | <0.5 | 435 | 227 | <40 | <1 | 409 | <5 | 1.8 |
| 17/09/2012 | 16.6 | 7.8 | 2.2 | 506 | 41.9 | 25.2 | 34.3 | 1.7 | 68.8 | 1.2 | 223 | <0.5 | 415 | 221 | <40 | <1 | 648 | <5 | 1.5 |
| 10/12/2012 | 14.3 | 7.8 | 2.1 | 511 | 41.1 | 25.1 | 36.5 | 1.8 | 65.5 | 1.4 | 223 | <0.5 | 448 | 416 | <40 | <1 | 474 | <5 | 1.1 |
| 04/03/2013 | 15.0 | 7.8 | 1.6 | 494 | 40.2 | 24.5 | 37.5 | 1.8 | 65.8 | 1.4 | 219 | <0.5 | 438 | 206 | <40 | <1.0 | 538 | <5 | 1.0 |
| 13/05/2013 | 15.7 | 7.8 | 2.3 | 497 | 40.5 | 24.9 | 37.5 | 1.9 | 67.0 | 1.3 | 223 | <0.5 | 422 | 222 | <20 | <1.0 | 498 | <5 | 1.1 |
| 10/07/2013 | 16.1 | 7.8 | 1.6 | 495 | 40.4 | 24.6 | 37.4 | 1.8 | 64.9 | 1.3 | 219 | <0.5 | 421 | 208 | <40 | <1.0 | 583 | <5 | 1.0 |
| 17/09/2013 | 15.8 | 7.8 | 1.6 | 501 | 45.6 | 26.8 | 37.4 | 2.0 | 62.6 | 1.7 | 227 | <0.1 | 461 | 231 | <40 | 1.0 | 459 | <5 | 1.0 |
| 27/11/2017 | 14.6 | 7.8 | 2.4 | 487 | 38.4 | 22.4 | 42.3 | 2.1 | 52.2 | 1.5 | 229 | <0.5 | 340 | 90 | <40 | <1.0 | 195 | <5 | 0.3 |
| 08/05/2018 | 16.1 | 7.8 | 2.2 | 484 | 36.6 | 22.7 | 42.8 | 1.9 | 54.1 | 1.5 | 239 | <0.5 | 410 | 90 | <40 | <1.0 | 205 | <5 | 1.0 |
| 10/07/2018 | 16.7 | 7.8 | 2.0 | 485 | 38.0 | 22.4 | 45.4 | 1.9 | 56.0 | 1.7 | 237 | <0.5 | 330 | 80 | 40 | <1.0 | 248 | <5 | 0.2 |
| 09/10/2018 | 16.1 | 7.9 | 1.9 | 452 | 44.8 | 22.0 | 43.7 | 1.9 | 51.5 | 1.6 | 234 | <0.5 | 350 | 80 | <40 | <1.0 | 198 | <5 | 0.166 |
| 19/03/2019 | 15.1 | 7.8 | 2.2 | 486 | 37.7 | 22.4 | 47.7 | 2.0 | 54.0 | 1.7 | 239 | <0.5 | 330 | 70 | <40 | <1.0 | 165 | <5 | 0.2 |
| 09/07/2019 | 16.1 | 7.9 | 2.4 | 478 | 37.5 | 22.0 | 43.7 | 2.0 | 51.6 | 1.8 | 238 | <0.5 | 290 | 60 | <40 | <1.0 | 153 | <5 | 0.184 |
| 29/10/2019 | 15.5 | 7.8 | 2.7 | 478 | 40.2 | 19.9 | 45.0 | 2.4 | 51.5 | 1.8 | 232 | <0.5 | 310 | 70 | <40 | <1.0 | 155 | <5 | 0.192 |
| 07/07/2020 | 16.1 | 7.8 | 4.5 | 481 | NA | NA | NA | NA | 52.6 | 2.1 | 243 | <0.5 | 300 | 110 | 40 | <1.0 | 132 | <5 | 0.2 |
| 27/10/2020 | 15.5 | 7.8 | 3.2 | 478 | 37.7 | 21.9 | 46.9 | 1.9 | 49.8 | 2.0 | 236 | <0.5 | 290 | 60 | <40 | <1.0 | 102 | <5 | 0.138 |

5.10 POZZO 6200 PREGANZIOL, VIA MUNARA



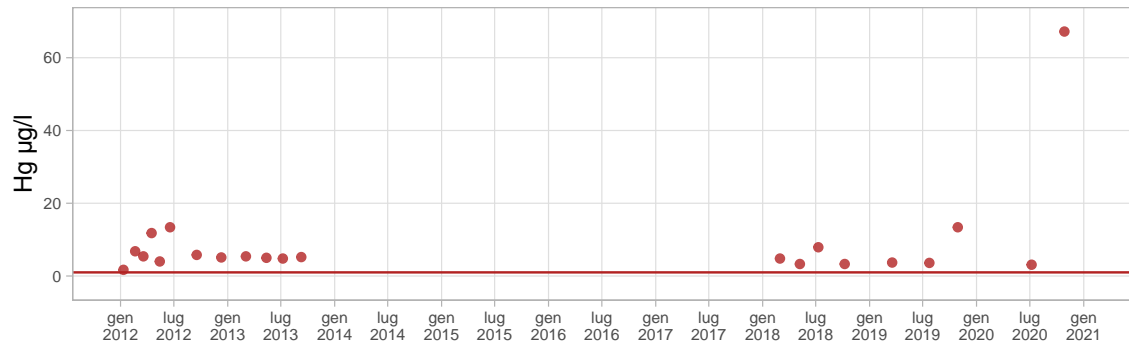
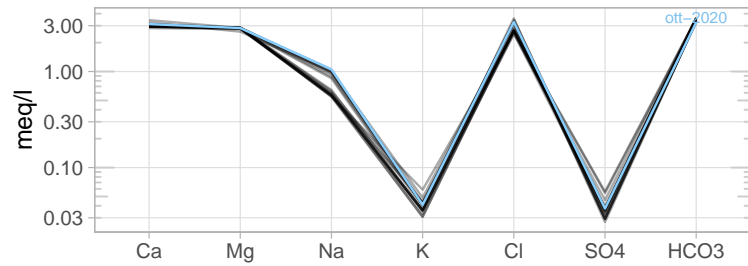
| data | T °C | pH | DO mg/l | CE µS/cm | Ca mg/l | Mg mg/l | Na mg/l | K mg/l | Cl mg/l | SO4 mg/l | HCO3 mg/l | NO3 mg/l | Br µg/l | I µg/l | NH4 µg/l | As µg/l | Fe µg/l | Mn µg/l | Hg µg/l |
|------------|------|-----|---------|----------|---------|---------|---------|--------|---------|----------|-----------|----------|---------|--------|----------|---------|---------|---------|---------|
| 16/01/2012 | 15.0 | 7.7 | 4.8 | 378 | 43.2 | 26.1 | 8.3 | 1.1 | 8.2 | 5.6 | 252 | 3.8 | <20 | <20 | <40 | <1 | <10 | <5 | 0.002 |
| 27/02/2012 | 14.6 | 7.7 | 5.8 | 379 | 41.9 | 26.3 | 8.3 | 1.3 | 8.2 | 5.8 | 255 | 4.0 | 23 | <20 | <40 | <1 | <10 | <5 | <0.002 |
| 19/03/2012 | 15.3 | 7.7 | 4.5 | 383 | 43.6 | 26.2 | 8.4 | 1.1 | 8.3 | 5.7 | 256 | 4.0 | 21 | <20 | <40 | <1 | <10 | <5 | <0.002 |
| 18/04/2012 | 15.7 | 7.7 | 4.4 | 381 | 43.4 | 26.6 | 8.4 | 1.0 | 7.9 | 5.6 | 255 | 3.8 | 20 | <20 | <40 | <1 | <10 | <5 | <0.002 |
| 14/05/2012 | 15.7 | 7.7 | 5.1 | 378 | 41.8 | 26.4 | 8.5 | 1.2 | 8.3 | 5.6 | 259 | 3.8 | 32 | <20 | <40 | <1 | <10 | <5 | <0.002 |
| 18/06/2012 | 16.3 | 7.8 | 5.5 | 382 | 43.0 | 26.5 | 8.2 | 1.3 | 8.6 | 5.5 | 257 | 3.8 | 34 | <20 | <40 | <1 | <10 | <5 | <0.002 |
| 17/09/2012 | 15.4 | 7.7 | 5.1 | 382 | 43.2 | 26.3 | 8.3 | 1.2 | 9.1 | 5.5 | 253 | 3.8 | 32 | <20 | 40 | <1 | <10 | <5 | <0.002 |
| 10/12/2012 | 14.8 | 7.7 | 6.0 | 389 | 42.7 | 26.4 | 8.3 | 1.7 | 9.7 | 5.5 | 253 | 3.8 | 37 | <20 | <40 | <1 | <10 | <5 | <0.002 |
| 04/03/2013 | 15.1 | 7.7 | 6.6 | 379 | 42.2 | 26.0 | 8.2 | 1.2 | 8.9 | 5.5 | 246 | 3.7 | 55 | <20 | <40 | <1.0 | <10 | <5 | <0.002 |
| 13/05/2013 | 15.6 | 7.7 | 5.2 | 379 | 42.4 | 26.4 | 8.1 | 1.2 | 9.6 | 5.6 | 255 | 3.7 | 53 | <20 | <20 | <1.0 | <10 | <5 | <0.002 |
| 08/07/2013 | 16.0 | 7.7 | 4.3 | 381 | 42.8 | 26.4 | 8.1 | 1.2 | 10.1 | 5.7 | 251 | 3.8 | 62 | <20 | <40 | <1.0 | <10 | <5 | <0.002 |
| 09/09/2013 | 15.8 | 7.7 | 5.3 | 369 | 43.1 | 26.8 | 8.3 | 1.2 | 10.4 | 5.4 | 254 | 3.7 | 58 | <20 | <40 | <1.0 | <10 | <5 | <0.002 |
| 19/02/2014 | 15.2 | 7.7 | 4.5 | 386 | 43.4 | 26.9 | 8.3 | 1.2 | 10.8 | 5.5 | 255 | 3.6 | 59 | <20 | <40 | <1.0 | <10 | <5 | <0.002 |
| 01/07/2014 | 16.0 | 7.7 | 4.2 | 393 | 43.6 | 27.0 | 8.4 | 1.2 | 11.4 | 5.3 | 250 | 3.6 | 59 | <20 | <40 | <1.0 | <10 | <5 | 0.003 |
| 28/10/2014 | 15.3 | 7.7 | 6.3 | 388 | 43.5 | 27.0 | 8.0 | 1.2 | 12.0 | 5.4 | 251 | 3.6 | <100 | <50 | <40 | <1.0 | <10 | <5 | 0.002 |
| 24/02/2015 | 15.2 | 7.7 | 5.6 | 389 | 43.5 | 26.9 | 8.4 | 1.2 | 11.9 | 5.3 | 250 | 3.6 | 54 | <20 | <40 | <1.0 | <10 | <5 | <0.002 |
| 16/06/2015 | 15.8 | 7.7 | 4.1 | 390 | 44.6 | 27.4 | 8.6 | 1.3 | 12.1 | 5.3 | 253 | 3.8 | <100 | <50 | <40 | <1.0 | <10 | <5 | 0.002 |
| 06/10/2015 | 15.5 | 7.8 | 4.1 | 386 | 42.8 | 26.6 | 8.2 | 1.1 | 12.4 | 5.2 | 252 | 3.7 | <100 | <50 | <40 | <1.0 | <10 | <5 | <0.002 |
| 23/02/2016 | 15.1 | 7.7 | 4.5 | 390 | 46.6 | 28.2 | 9.0 | 1.2 | 12.3 | 5.1 | 253 | 4.8 | 100 | <50 | <40 | <1.0 | <10 | <5 | 0.009 |
| 14/06/2016 | 15.8 | 7.7 | NA | 402 | 45.5 | 28.0 | 8.6 | 1.3 | 12.7 | 5.3 | 245 | 3.8 | <100 | <50 | <40 | <1.0 | <10 | <5 | 0.014 |
| 04/10/2016 | 15.7 | 7.7 | 4.7 | 397 | 45.2 | 27.3 | 8.3 | 1.3 | 13.6 | 5.2 | 247 | 3.7 | <100 | <50 | <40 | <1.0 | <10 | <5 | <0.002 |
| 07/03/2017 | 15.6 | 7.7 | 4.3 | 382 | 45.7 | 27.4 | 8.5 | 1.2 | 12.9 | 5.2 | 248 | 3.7 | <100 | <50 | <40 | <1.0 | 12 | <5 | <0.002 |
| 20/06/2017 | 16.9 | 7.7 | 4.5 | 398 | 44.3 | 27.1 | 8.5 | 1.2 | 12.8 | 5.1 | 252 | 3.7 | <100 | <50 | <40 | <1.0 | <10 | <5 | <0.002 |
| 17/10/2017 | 15.9 | 7.7 | 4.5 | 409 | 44.7 | 27.4 | 8.6 | 1.2 | 13.6 | 5.2 | 242 | 3.8 | 100 | <50 | <40 | <1.0 | <10 | <5 | <0.002 |
| 27/11/2017 | 15.1 | 7.8 | 4.0 | 398 | 45.9 | 27.3 | 8.6 | 1.3 | 13.9 | 5.1 | 250 | 3.8 | <100 | <50 | <40 | <1.0 | <10 | <5 | <0.002 |
| 08/05/2018 | 16.2 | 7.7 | 4.9 | 399 | 55.4 | 28.1 | 8.6 | 1.3 | 14.2 | 5.1 | 252 | 4.8 | <100 | <50 | <40 | <1.0 | <10 | <5 | 0.002 |
| 10/07/2018 | 16.2 | 7.7 | 4.6 | 400 | 45.5 | 27.6 | 8.4 | 1.2 | 15.0 | 5.2 | 252 | 3.8 | <100 | <50 | 77 | <1.0 | <10 | <5 | <0.002 |
| 09/10/2018 | 16.4 | 7.7 | 4.2 | 406 | 51.7 | 27.3 | 8.6 | 1.2 | 16.1 | 5.1 | 253 | 3.7 | <100 | <50 | <40 | <1.0 | <10 | <5 | <0.002 |
| 19/03/2019 | 15.3 | 7.7 | 4.5 | 404 | 46.2 | 27.9 | 8.7 | 1.3 | 15.5 | 5.0 | 239 | 3.7 | 110 | <50 | <40 | <1.0 | <10 | <5 | <0.002 |
| 09/07/2019 | 16.5 | 7.7 | 4.8 | 401 | 47.5 | 27.9 | 8.7 | 1.3 | 16.4 | 5.1 | 255 | 3.7 | <100 | <50 | <40 | <1.0 | <10 | <5 | <0.002 |
| 29/10/2019 | 15.6 | 7.7 | 4.8 | 405 | 49.2 | 25.6 | 8.8 | 1.3 | 17.1 | 5.0 | 260 | 3.7 | <100 | <50 | <40 | <1.0 | <10 | <5 | <0.002 |
| 07/07/2020 | 16.2 | 7.7 | 5.9 | 414 | NA | NA | NA | NA | 17.0 | 4.9 | 253 | 3.2 | 80 | <20 | 40 | <1.0 | <10 | <5 | <0.002 |
| 27/10/2020 | 15.8 | 7.7 | 4.5 | 409 | 47.6 | 28.5 | 8.9 | 1.3 | 18.7 | 5.1 | 238 | 3.6 | 80 | <20 | <40 | <1.0 | <10 | <5 | 0.008 |

5.11 POZZO 6257 PREGANZIOL, VIA BARATTA VECCHIA



| data | T °C | pH | DO mg/l | CE µS/cm | Ca mg/l | Mg mg/l | Na mg/l | K mg/l | Cl mg/l | SO4 mg/l | HCO3 mg/l | NO3 mg/l | Br µg/l | I µg/l | NH4 µg/l | As µg/l | Fe µg/l | Mn µg/l | Hg µg/l |
|------------|------|-----|---------|----------|---------|---------|---------|--------|---------|----------|-----------|----------|---------|--------|----------|---------|---------|---------|---------|
| 16/01/2012 | 14.5 | 7.7 | 2.3 | 524 | 52.9 | 33.6 | 10.0 | 1.2 | 76.3 | 3.0 | 222 | <0.5 | 387 | 126 | <40 | <1 | 138 | <5 | 3.9 |
| 20/02/2012 | 13.5 | 7.7 | 3.2 | 527 | 55.7 | 33.2 | 10.0 | 1.3 | 76.4 | 3.0 | 222 | <0.5 | 421 | 139 | <40 | <1 | 151 | <5 | 3.8 |
| 19/03/2012 | 14.3 | 7.7 | 1.7 | 529 | 54.0 | 33.4 | 9.9 | 1.1 | 75.5 | 3.1 | 221 | <0.5 | 423 | 139 | <40 | <1 | 152 | <5 | 3.7 |
| 16/04/2012 | 15.4 | 7.7 | 3.9 | 528 | 53.8 | 33.6 | 10.2 | 1.4 | 73.5 | 3.1 | 225 | <0.5 | 425 | 134 | <40 | <1 | 152 | <5 | 3.7 |
| 14/05/2012 | 15.4 | 7.7 | 2.9 | 524 | 55.1 | 33.8 | 10.2 | 1.3 | 76.0 | 3.1 | 221 | <0.5 | 458 | 145 | <40 | <1 | 260 | <5 | 2.5 |
| 18/06/2012 | 16.7 | 7.8 | 2.2 | 526 | 52.2 | 33.1 | 10.5 | 1.5 | 77.5 | 2.9 | 223 | <0.5 | 465 | 164 | <40 | <1 | 672 | <5 | 3.8 |
| 17/09/2012 | 15.7 | 7.7 | 2.6 | 530 | 54.4 | 33.7 | 10.4 | 1.6 | 75.2 | 3.0 | 222 | <0.5 | 453 | 174 | 48 | <1 | 284 | <5 | 3.9 |
| 10/12/2012 | 14.3 | 7.7 | 3.4 | 538 | 53.9 | 34.0 | 10.6 | 1.8 | 77.5 | 2.9 | 220 | <0.5 | 478 | 179 | <40 | <1 | 311 | <5 | 3.9 |
| 04/03/2013 | 13.7 | 7.7 | 3.0 | 533 | 53.2 | 33.5 | 10.7 | 1.6 | 74.7 | 2.9 | 218 | <0.5 | 494 | 182 | <40 | <1.0 | 394 | <5 | 4.8 |
| 13/05/2013 | 15.3 | 7.7 | 2.5 | 525 | 54.9 | 34.1 | 10.6 | 1.6 | 80.5 | 2.9 | 223 | <0.5 | 482 | 178 | 30 | <1.0 | 506 | <5 | 4.1 |
| 08/07/2013 | 16.5 | 7.7 | 2.4 | 527 | 53.6 | 33.8 | 10.5 | 1.4 | 80.5 | 2.8 | 221 | <0.5 | 497 | 177 | <40 | <1.0 | 1220 | 5 | 4.2 |
| 09/09/2013 | 16.0 | 7.7 | 2.4 | 519 | 54.3 | 34.7 | 10.8 | 2.1 | 75.3 | 4.1 | 222 | 0.7 | 497 | 164 | <40 | <1.0 | 647 | <5 | 4.5 |
| 19/02/2014 | 15.1 | 7.6 | 2.8 | 536 | 54.4 | 34.3 | 11.2 | 1.4 | 76.0 | 2.7 | 223 | <0.5 | 501 | 173 | <40 | <1.0 | 449 | <5 | 3.5 |
| 01/07/2014 | 16.1 | 7.7 | 3.3 | 545 | 54.4 | 34.2 | 11.4 | 1.7 | 79.0 | 2.6 | 216 | <0.5 | 470 | 164 | <40 | <1.0 | 533 | <5 | 3.2 |
| 28/10/2014 | 14.9 | 7.7 | 2.3 | 540 | 54.3 | 34.4 | 11.1 | 1.4 | 81.0 | 2.5 | 216 | <0.5 | 510 | 140 | <40 | <1.0 | 559 | <5 | 3.6 |
| 24/02/2015 | 14.6 | 7.8 | 13.0 | 543 | 54.9 | 34.4 | 11.8 | 1.6 | 80.2 | 2.6 | 215 | <0.5 | 474 | 158 | 40 | <1.0 | 360 | <5 | 3.2 |
| 16/06/2015 | 16.0 | 7.8 | 2.4 | 545 | 54.8 | 34.8 | 12.1 | 2.0 | 83.4 | 2.4 | 220 | <0.5 | 520 | 140 | <40 | <1.0 | 622 | <5 | 4.4 |
| 06/10/2015 | 15.8 | 7.7 | 2.0 | 544 | 53.6 | 33.4 | 11.9 | 1.3 | 79.6 | 2.3 | 217 | <0.5 | 540 | 160 | <40 | <1.0 | 660 | <5 | 3.5 |
| 23/02/2016 | 14.7 | 7.6 | 2.6 | 538 | 56.4 | 35.2 | 13.1 | 1.5 | 66.8 | 2.5 | 211 | <0.5 | 560 | 130 | <40 | <1.0 | 346 | <5 | 3.5 |
| 14/06/2016 | 16.0 | 7.7 | 2.0 | 557 | 56.1 | 35.1 | 12.8 | 1.4 | 85.2 | 2.5 | 215 | <0.5 | 500 | 160 | <40 | <1.0 | 343 | <5 | 3.8 |
| 04/10/2016 | 15.3 | 7.7 | 2.7 | 553 | 55.6 | 34.6 | 12.8 | 1.5 | 86.1 | 2.3 | 210 | <0.5 | 550 | 170 | <40 | <1.0 | 505 | <5 | 3.7 |
| 07/03/2017 | 14.8 | 7.7 | 2.2 | 536 | 56.3 | 34.5 | 13.2 | 1.5 | 85.4 | 2.4 | 207 | <0.5 | 550 | 180 | <40 | <1.0 | 266 | <5 | 3.6 |
| 20/06/2017 | 16.3 | 7.7 | 2.3 | 556 | 55.1 | 34.2 | 13.7 | 1.5 | 87.0 | 2.4 | 210 | <0.5 | 530 | 140 | <40 | <1.0 | 310 | <5 | 3.6 |
| 17/10/2017 | 15.9 | 7.7 | 2.7 | 567 | 55.5 | 34.5 | 13.8 | 1.5 | 87.4 | 2.3 | 221 | <0.5 | 580 | 170 | <40 | <1.0 | 345 | <5 | 4.3 |
| 27/11/2017 | 14.1 | 7.8 | 2.8 | 558 | 56.6 | 34.1 | 14.0 | 1.6 | 83.4 | 2.4 | 208 | <0.5 | 540 | 160 | <40 | <1.0 | 272 | 7 | 3.2 |
| 08/05/2018 | 16.1 | 7.7 | 2.4 | 558 | 54.7 | 34.9 | 14.5 | 1.6 | 86.7 | 2.4 | 215 | <0.5 | 710 | 170 | <40 | <1.0 | 202 | <5 | 2.9 |
| 10/07/2018 | 16.7 | 7.7 | 2.5 | 560 | 56.3 | 34.4 | 14.4 | 1.5 | 89.1 | 2.4 | 216 | <0.5 | 620 | 180 | <40 | <1.0 | 324 | <5 | 3.2 |
| 09/10/2018 | 16.0 | 7.7 | 2.4 | 567 | 63.0 | 34.2 | 14.5 | 1.5 | 88.7 | 2.2 | 215 | <0.5 | 590 | 170 | <40 | <1.0 | 427 | <5 | 3.3 |
| 19/03/2019 | 14.9 | 7.7 | 2.9 | 566 | 57.4 | 35.1 | 15.1 | 1.6 | 91.3 | 2.3 | 213 | <0.5 | 570 | 180 | <40 | <1.0 | 190 | <5 | 3.1 |
| 09/07/2019 | 16.2 | 7.7 | 2.3 | 557 | 56.9 | 34.4 | 15.3 | 1.6 | 87.6 | 2.3 | 215 | <0.5 | 540 | 150 | <40 | <1.0 | 165 | <5 | 3.0 |
| 29/10/2019 | 15.3 | 7.7 | 2.6 | 558 | 61.3 | 31.4 | 15.8 | 1.7 | 88.2 | 2.3 | 208 | <0.5 | 590 | 170 | <40 | <1.0 | 210 | <5 | 3.1 |
| 07/07/2020 | 16.3 | 7.7 | 5.5 | 577 | NA | NA | NA | NA | 99.3 | 2.4 | 211 | <0.5 | 550 | 230 | <40 | <1.0 | 300 | <5 | 3.4 |
| 28/10/2020 | 15.4 | 7.7 | 2.9 | 563 | 58.0 | 35.7 | 16.8 | 1.6 | 92.5 | 2.4 | 208 | <0.5 | 540 | 150 | <40 | <1.0 | 136 | <5 | 3.2 |

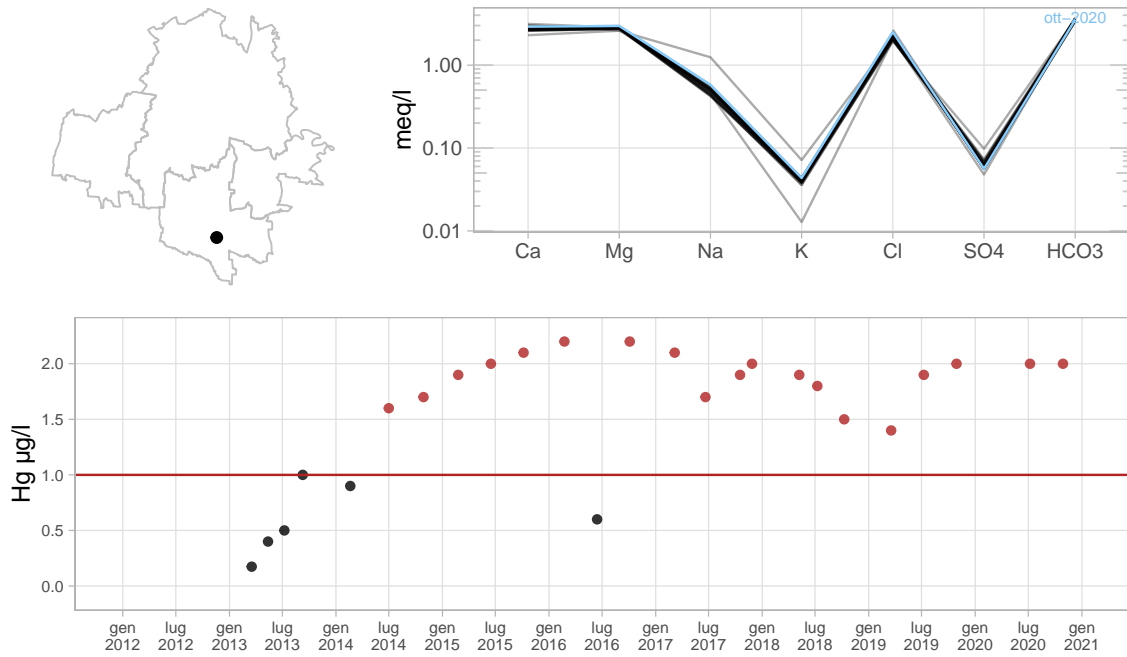
5.12 POZZO 6297 PREGANZIOL, VIA DEI MUNARI



| data | T °C | pH | DO mg/l | CE µS/cm | Ca mg/l | Mg mg/l | Na mg/l | K mg/l | Cl mg/l | SO4 mg/l | HCO3 mg/l | NO3 mg/l | Br µg/l | I µg/l | NH4 µg/l | As µg/l | Fe µg/l | Mn µg/l | Hg µg/l |
|------------|------|-----|---------|----------|---------|---------|---------|--------|---------|----------|-----------|----------|---------|--------|----------|---------|---------|---------|---------|
| 11/01/2012 | 13.8 | 7.7 | 2.9 | 573 | 59.0 | 34.4 | 12.5 | 1.2 | 93.6 | 1.7 | 214 | <0.5 | 499 | 236 | <40 | <1 | 1570 | 5 | 1.7 |
| 20/02/2012 | 12.5 | 7.8 | 3.5 | 576 | 59.3 | 34.6 | 12.7 | 2.3 | 93.5 | 1.7 | 218 | <0.5 | 513 | 255 | <40 | <1 | 1390 | 5 | 6.8 |
| 19/03/2012 | 14.3 | 7.7 | 3.2 | 579 | 60.2 | 34.8 | 12.8 | 1.4 | 96.0 | 1.8 | 219 | <0.5 | 530 | 259 | <40 | <1 | 1970 | 5 | 5.4 |
| 16/04/2012 | 14.4 | 7.8 | 4.9 | 577 | 59.1 | 34.6 | 12.8 | 1.4 | 87.3 | 2.2 | 222 | <0.5 | 484 | 217 | <40 | <1 | 1830 | 6 | 11.8 |
| 14/05/2012 | 14.8 | 7.7 | 4.2 | 572 | 59.1 | 34.9 | 13.2 | 1.4 | 95.5 | 1.8 | 220 | <0.5 | 566 | 243 | <40 | <1 | 1820 | 5 | 4.0 |
| 18/06/2012 | 15.4 | 7.8 | 2.6 | 569 | 56.7 | 33.6 | 12.9 | 1.2 | 96.0 | 1.8 | 222 | <0.5 | 569 | 258 | <40 | <1 | 1570 | 5 | 13.4 |
| 17/09/2012 | 15.9 | 7.8 | 4.4 | 577 | 59.6 | 34.3 | 13.2 | 1.7 | 92.0 | 2.7 | 219 | <0.5 | 547 | 255 | 49 | <1 | 1290 | 5 | 5.8 |
| 10/12/2012 | 13.7 | 7.7 | 5.6 | 583 | 58.6 | 34.3 | 13.2 | 1.4 | 95.5 | 1.9 | 216 | <0.5 | 592 | 266 | <40 | <1 | 907 | <5 | 5.1 |
| 04/03/2013 | 14.2 | 7.7 | 4.2 | 576 | 58.3 | 33.9 | 13.6 | 1.3 | 88.6 | 1.6 | 212 | <0.5 | 610 | 264 | <40 | <1.0 | 1190 | <5 | 5.4 |
| 13/05/2013 | 15.0 | 7.7 | 2.6 | 578 | 59.4 | 34.4 | 14.8 | 1.4 | 100.0 | 1.8 | 216 | <0.5 | 597 | 275 | 20 | <1.0 | 1030 | <5 | 5.0 |
| 08/07/2013 | 15.5 | 7.7 | 3.0 | 572 | 58.9 | 34.2 | 13.8 | 1.4 | 100.5 | 1.8 | 216 | <0.5 | 615 | 274 | <40 | <1.0 | 867 | <5 | 4.8 |
| 09/09/2013 | 16.2 | 7.8 | 4.6 | 566 | 59.5 | 34.7 | 14.4 | 1.7 | 92.3 | 2.6 | 216 | <0.5 | 622 | 259 | <40 | <1.0 | 914 | <5 | 5.2 |
| 01/03/2018 | 9.3 | 7.7 | 10.3 | 616 | 59.4 | 34.0 | 19.5 | 1.5 | 126.9 | 1.4 | 206 | <0.5 | 740 | 310 | <40 | <1.0 | 541 | <5 | 4.8 |
| 08/05/2018 | 16.3 | 7.7 | 2.4 | 617 | 59.6 | 34.8 | 22.9 | 1.6 | 113.2 | 1.4 | 206 | <0.5 | 810 | 320 | <40 | <1.0 | 513 | <5 | 3.3 |
| 10/07/2018 | 17.6 | 7.7 | 2.8 | 617 | 61.4 | 34.3 | 20.3 | 1.6 | 115.2 | 1.4 | 204 | <0.5 | 760 | 330 | <40 | <1.0 | 608 | <5 | 7.9 |
| 08/10/2018 | 15.8 | 7.8 | 3.1 | 621 | 68.7 | 34.5 | 21.5 | 1.6 | 120.0 | 1.5 | 201 | <0.5 | 810 | 320 | <40 | <1.0 | 570 | <5 | 3.3 |
| 19/03/2019 | 13.7 | 7.7 | 3.1 | 623 | 62.1 | 34.7 | 23.0 | 1.6 | 116.6 | 1.3 | 203 | <0.5 | 700 | 320 | <40 | <1.0 | 550 | <5 | 3.7 |
| 24/07/2019 | 16.9 | 7.6 | 2.5 | 630 | 62.4 | 34.9 | 22.2 | 1.7 | 115.0 | 1.6 | 202 | <0.5 | 670 | 290 | 42 | <1.0 | 435 | <5 | 3.6 |
| 29/10/2019 | 14.5 | 7.7 | 2.1 | 607 | 65.1 | 31.6 | 22.9 | 1.9 | 112.3 | 1.4 | 207 | <0.5 | 750 | 330 | <40 | <1.0 | 725 | <5 | 13.4 |
| 07/07/2020 | 15.5 | 7.7 | 4.6 | 632 | NA | NA | NA | NA | 123.7 | 1.7 | 203 | <0.5 | 680 | 360 | <40 | <1.0 | 400 | <5 | 3.1 |
| 27/10/2020 | 14.6 | 7.7 | 2.6 | 618 | 62.5 | 34.5 | 24.2 | 1.6 | 116.2 | 1.8 | 198 | <0.5 | 680 | 280 | <40 | 1.0 | 2230 | <5 | 67.2 |

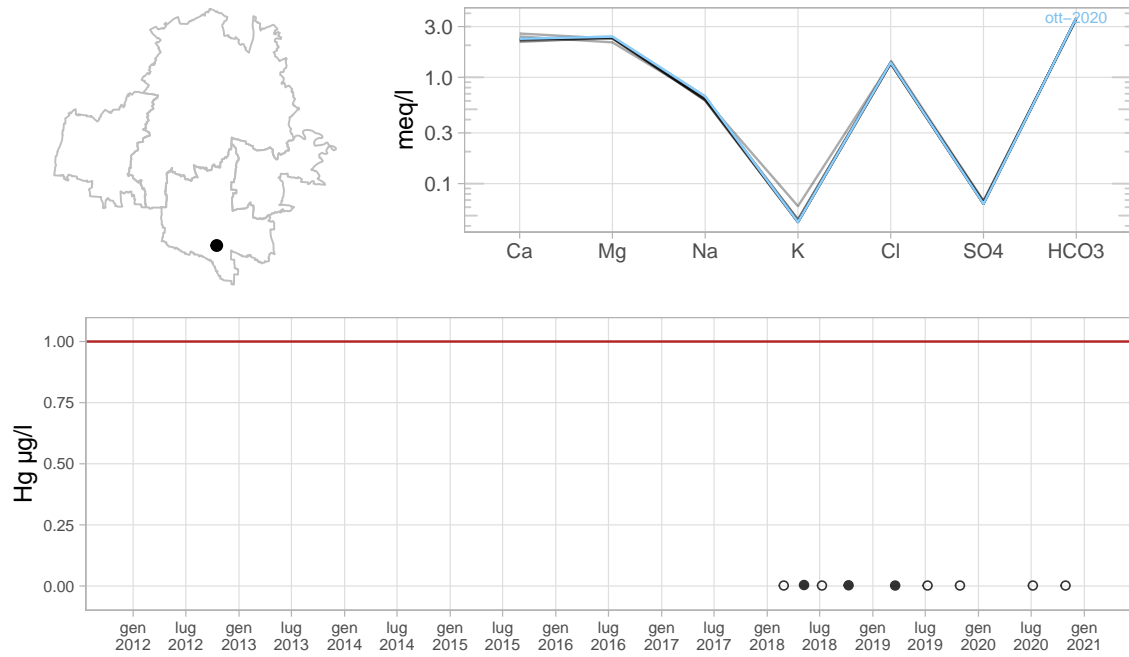
(*) Nel prelievo del 18 gennaio 2021 la concentrazione di mercurio totale è di 2.7 µg/L.

5.13 POZZO 6598 PREGANZIOL, VIA MARCONI



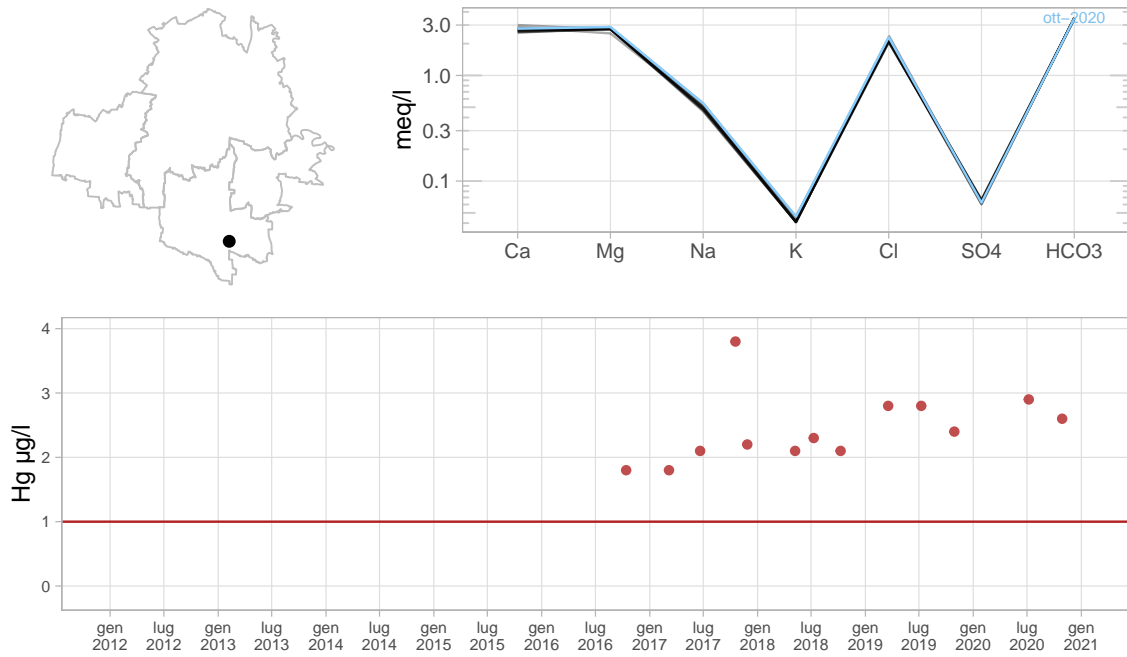
| data | T °C | pH | DO mg/l | CE µS/cm | Ca mg/l | Mg mg/l | Na mg/l | K mg/l | Cl mg/l | SO4 mg/l | HCO3 mg/l | NO3 mg/l | Br µg/l | I µg/l | NH4 µg/l | As µg/l | Fe µg/l | Mn µg/l | Hg µg/l |
|------------|------|-----|---------|----------|---------|---------|---------|--------|---------|----------|-----------|----------|---------|--------|----------|---------|---------|---------|---------|
| 18/03/2013 | NA | 7.6 | NA | 524 | 46.0 | 31.6 | 28.6 | 2.8 | 74.0 | 2.3 | 228 | <0.5 | 453 | 55 | <40 | <1.0 | 18 | <5 | 0.174 |
| 13/05/2013 | 15.8 | 7.7 | 1.5 | 511 | 51.9 | 33.3 | 9.8 | 1.7 | 73.0 | 3.4 | 222 | <0.5 | 444 | 80 | 70 | <1.0 | <10 | <5 | 0.4 |
| 08/07/2013 | 16.9 | 7.7 | 1.7 | 510 | 52.3 | 33.2 | 9.7 | 1.5 | 72.5 | 3.5 | 223 | <0.5 | 455 | 87 | <40 | <1.0 | <10 | <5 | 0.5 |
| 09/09/2013 | 16.4 | 7.8 | 1.5 | 500 | 52.9 | 33.6 | 9.9 | 1.5 | 68.6 | 4.7 | 220 | <0.5 | 463 | 91 | <40 | <1.0 | 10 | <5 | 1.0 |
| 19/02/2014 | 15.7 | 7.6 | 0.9 | 519 | 53.1 | 33.7 | 10.1 | 1.4 | 70.7 | 3.3 | 222 | <0.5 | 459 | 138 | <40 | <1.0 | <10 | <5 | 0.9 |
| 01/07/2014 | 16.5 | 7.7 | 1.4 | 529 | 53.6 | 34.0 | 10.3 | 0.5 | 71.3 | 3.2 | 222 | <0.5 | 435 | 128 | <40 | <1.0 | <10 | <5 | 1.6 |
| 28/10/2014 | 15.9 | 7.7 | 2.5 | 523 | 53.2 | 33.9 | 10.0 | 1.5 | 74.5 | 3.2 | 217 | <0.5 | 480 | 130 | <40 | <1.0 | 21 | <5 | 1.7 |
| 24/02/2015 | 15.7 | 7.6 | 4.2 | 524 | 53.4 | 33.9 | 10.5 | 1.5 | 72.4 | 3.2 | 213 | <0.5 | 435 | 146 | <40 | <1.0 | 16 | <5 | 1.9 |
| 16/06/2015 | 16.8 | 7.7 | 1.3 | 525 | 53.6 | 34.3 | 10.9 | 1.6 | 85.2 | 3.1 | 223 | <0.5 | 480 | 130 | <40 | <1.0 | 26 | <5 | 2.0 |
| 06/10/2015 | 16.1 | 7.7 | 1.8 | 526 | 52.7 | 33.3 | 10.5 | 1.4 | 75.0 | 3.0 | 220 | <0.5 | 490 | 190 | <40 | <1.0 | 20 | <5 | 2.1 |
| 23/02/2016 | 15.9 | 7.7 | 2.2 | 528 | 56.7 | 35.2 | 11.4 | 1.6 | 77.2 | 3.0 | 216 | <0.5 | 530 | 180 | <40 | <1.0 | 18 | <5 | 2.2 |
| 14/06/2016 | 16.3 | 7.7 | 1.6 | 543 | 55.6 | 35.1 | 11.0 | 1.5 | 80.4 | 3.0 | 223 | <0.5 | 490 | 210 | <40 | <1.0 | 17 | <5 | 0.6 |
| 04/10/2016 | 16.0 | 7.7 | 1.3 | 538 | 56.4 | 34.0 | 11.0 | 1.6 | 80.3 | 2.9 | 213 | <0.5 | 520 | 200 | <40 | <1.0 | 31 | <5 | 2.2 |
| 07/03/2017 | 15.9 | 7.6 | 1.5 | 524 | 55.7 | 34.5 | 11.4 | 1.7 | 83.4 | 2.9 | 210 | <0.5 | 550 | 210 | <40 | <1.0 | 28 | <5 | 2.1 |
| 20/06/2017 | 16.8 | 7.7 | 1.4 | 543 | 54.4 | 34.2 | 11.4 | 1.5 | 77.7 | 2.8 | 206 | <0.5 | 490 | 180 | <40 | <1.0 | 33 | <5 | 1.7 |
| 17/10/2017 | 10.3 | 7.7 | 1.2 | 551 | 53.5 | 34.5 | 11.6 | 1.5 | 82.6 | 2.8 | 218 | <0.5 | 520 | 180 | <40 | <1.0 | 38 | <5 | 1.9 |
| 27/11/2017 | 15.8 | 7.7 | 1.5 | 541 | 56.2 | 34.3 | 11.7 | 1.6 | 80.8 | 2.8 | 209 | <0.5 | 510 | 170 | <40 | <1.0 | 48 | <5 | 2.0 |
| 08/05/2018 | 16.6 | 7.7 | 1.6 | 547 | 54.1 | 34.9 | 12.0 | 1.6 | 86.4 | 2.8 | 216 | <0.5 | 670 | 200 | <40 | <1.0 | 40 | <5 | 1.9 |
| 09/07/2018 | 17.0 | 7.7 | 1.6 | 544 | 56.3 | 34.9 | 11.9 | 1.6 | 86.4 | 2.8 | 213 | <0.5 | 530 | 190 | <40 | <1.0 | 59 | 21 | 1.8 |
| 09/10/2018 | 16.6 | 7.9 | 1.1 | 555 | 63.0 | 34.5 | 12.0 | 1.5 | 84.8 | 2.7 | 205 | <0.5 | 570 | 190 | <40 | <1.0 | 57 | <5 | 1.5 |
| 19/03/2019 | 15.9 | 7.7 | 3.1 | 553 | 57.7 | 35.2 | 12.2 | 1.6 | 87.2 | 2.7 | 219 | <0.5 | 540 | 180 | <40 | <1.0 | 50 | <5 | 1.4 |
| 09/07/2019 | 16.4 | 7.8 | 3.2 | 546 | 57.6 | 34.9 | 12.5 | 1.6 | 83.9 | 2.7 | 213 | <0.5 | 510 | 170 | <40 | <1.0 | 64 | <5 | 1.9 |
| 29/10/2019 | 15.8 | 7.7 | 1.9 | 544 | 60.9 | 31.9 | 12.7 | 1.7 | 84.7 | 2.7 | 214 | <0.5 | 540 | 180 | <40 | <1.0 | 54 | <5 | 2.0 |
| 07/07/2020 | 16.6 | 7.7 | 4.3 | 562 | NA | NA | NA | NA | 94.6 | 2.8 | 213 | <0.5 | 520 | 230 | <40 | <1.0 | 57 | <5 | 2.0 |
| 28/10/2020 | 16.0 | 7.7 | 1.5 | 554 | 58.3 | 36.1 | 13.3 | 1.7 | 88.8 | 2.7 | 215 | <0.5 | 520 | 160 | <40 | <1.0 | 83 | <5 | 2.0 |

5.14 POZZO 6606 PREGANZIOL, VIA CADUTI NEI LAGER



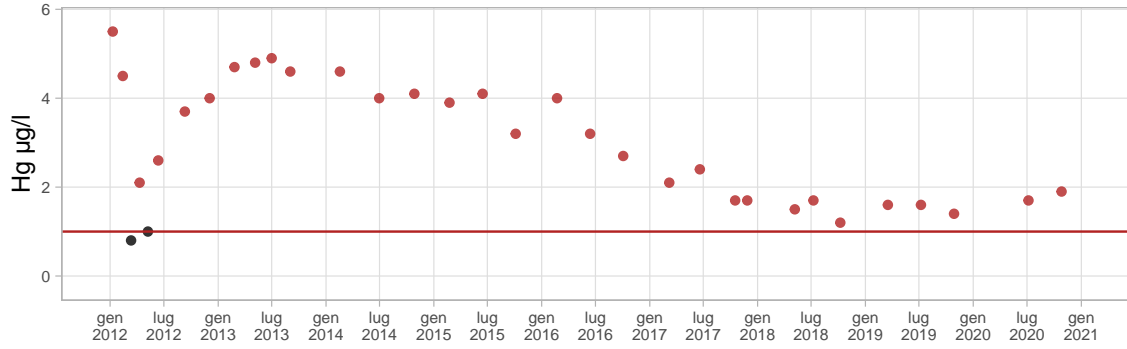
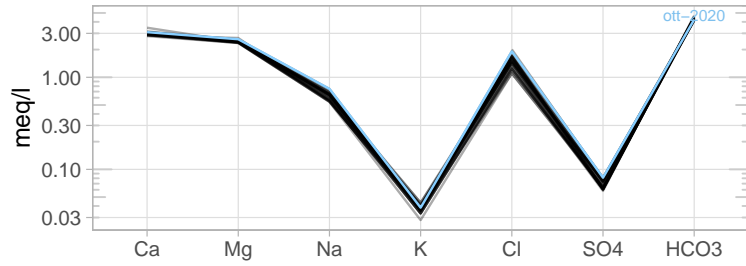
| data | T °C | pH | DO mg/l | CE µS/cm | Ca mg/l | Mg mg/l | Na mg/l | K mg/l | Cl mg/l | SO4 mg/l | HCO3 mg/l | NO3 mg/l | Br µg/l | I µg/l | NH4 µg/l | As µg/l | Fe µg/l | Mn µg/l | Hg µg/l |
|------------|------|-----|---------|----------|---------|---------|---------|--------|---------|----------|-----------|----------|---------|--------|----------|---------|---------|---------|---------|
| 27/02/2018 | 15.5 | 7.7 | 5.5 | 444 | 44.1 | 28.2 | 14.3 | 2.4 | 48.8 | 3.3 | 215 | <0.5 | 300 | <50 | <40 | <1.0 | <10 | <5 | <0.002 |
| 08/05/2018 | 17.0 | 7.8 | 4.3 | 446 | 43.1 | 28.7 | 13.9 | 1.7 | 47.7 | 3.1 | 219 | <0.5 | 350 | <50 | <40 | <1.0 | <10 | <5 | 0.004 |
| 09/07/2018 | 17.5 | 7.8 | 4.5 | 443 | 45.6 | 28.7 | 14.1 | 1.8 | 49.3 | 3.2 | 218 | <0.5 | 310 | <50 | <40 | <1.0 | 10 | <5 | <0.002 |
| 09/10/2018 | 16.9 | 7.9 | 4.8 | 449 | 51.7 | 28.1 | 13.9 | 1.7 | 47.7 | 3.2 | 220 | <0.5 | 290 | <50 | <40 | <1.0 | <10 | <5 | 0.003 |
| 19/03/2019 | 16.0 | 7.8 | 4.4 | 450 | 45.1 | 28.8 | 14.2 | 1.7 | 48.8 | 3.1 | 218 | <0.5 | 320 | <50 | <40 | <1.0 | <10 | <5 | 0.002 |
| 09/07/2019 | 16.9 | 7.9 | 5.4 | 442 | 45.8 | 28.5 | 14.4 | 1.7 | 47.7 | 3.1 | 222 | 0.5 | 280 | <50 | 770 | <1.0 | <10 | <5 | <0.002 |
| 29/10/2019 | 16.1 | 7.8 | 4.8 | 443 | 48.5 | 25.9 | 14.6 | 1.8 | 48.3 | 3.1 | 216 | <0.5 | 300 | <50 | <40 | <1.0 | <10 | <5 | <0.002 |
| 07/07/2020 | 16.7 | 7.8 | 5.5 | 455 | NA | NA | NA | NA | 51.3 | 3.3 | 216 | <0.5 | 280 | <20 | <40 | <1.0 | <10 | <5 | <0.002 |
| 28/10/2020 | 16.3 | 7.8 | 5.0 | 448 | 46.2 | 29.3 | 15.2 | 1.7 | 48.8 | 3.1 | 220 | <0.5 | 280 | <20 | <40 | <1.0 | <10 | <5 | <0.002 |

5.15 POZZO 6642 PREGANZIOL, VIA SCHIAVONIA NUOVA



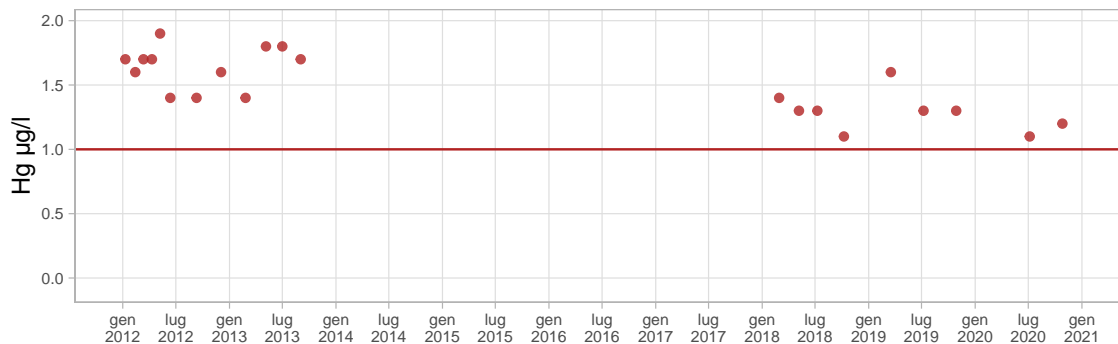
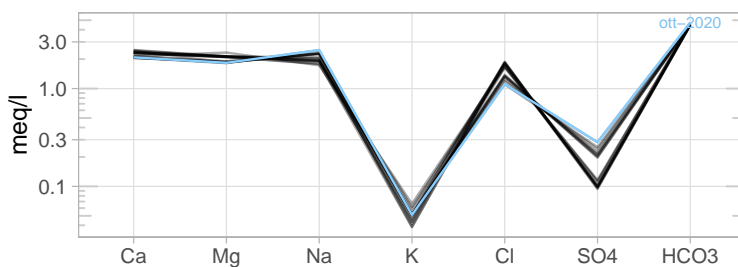
| data | T °C | pH | DO mg/l | CE µS/cm | Ca mg/l | Mg mg/l | Na mg/l | K mg/l | Cl mg/l | SO4 mg/l | HCO3 mg/l | NO3 mg/l | Br µg/l | I µg/l | NH4 µg/l | As µg/l | Fe µg/l | Mn µg/l | Hg µg/l |
|------------|------|-----|---------|----------|---------|---------|---------|--------|---------|----------|-----------|----------|---------|--------|----------|---------|---------|---------|---------|
| 13/10/2016 | 15.8 | 7.7 | 1.2 | 511 | 52.4 | 33.3 | 10.5 | 1.6 | 72.8 | 3.2 | 214 | <0.5 | 490 | 120 | <40 | <1.0 | 69 | <5 | 1.8 |
| 07/03/2017 | 15.9 | 7.7 | 1.9 | 500 | 53.2 | 33.5 | 10.7 | 1.6 | 77.5 | 3.2 | 211 | <0.5 | 480 | 130 | <40 | <1.0 | 26 | <5 | 1.8 |
| 20/06/2017 | 16.9 | 7.7 | 1.6 | 518 | 51.8 | 33.2 | 10.8 | 1.6 | 78.0 | 3.1 | 209 | <0.5 | 450 | 100 | <40 | <1.0 | 43 | <5 | 2.1 |
| 18/10/2017 | 15.8 | 7.7 | 1.4 | 528 | 51.0 | 33.5 | 11.0 | 1.7 | 73.4 | 3.2 | 212 | <0.5 | 490 | 90 | <40 | <1.0 | 90 | <5 | 3.8 |
| 27/11/2017 | 15.0 | 7.8 | 3.2 | 519 | 53.6 | 33.2 | 11.1 | 1.8 | 73.3 | 3.1 | 207 | <0.5 | 460 | 120 | <40 | <1.0 | 40 | <5 | 2.2 |
| 08/05/2018 | 17.1 | 7.7 | 2.2 | 521 | 51.3 | 33.8 | 11.6 | 1.6 | 74.2 | 3.1 | 212 | <0.5 | 600 | 140 | <40 | <1.0 | 39 | <5 | 2.1 |
| 10/07/2018 | 17.1 | 7.7 | 1.5 | 521 | 53.8 | 33.6 | 11.1 | 1.6 | 79.9 | 3.1 | 212 | <0.5 | 500 | 140 | 55 | <1.0 | 99 | <5 | 2.3 |
| 09/10/2018 | 17.1 | 7.8 | 2.3 | 523 | 60.1 | 33.2 | 11.3 | 1.6 | 76.6 | 3.0 | 212 | <0.5 | 470 | 140 | <40 | <1.0 | 100 | <5 | 2.1 |
| 19/03/2019 | 15.6 | 7.7 | 2.3 | 525 | 53.7 | 34.0 | 11.4 | 1.6 | 77.2 | 3.0 | 213 | <0.5 | 480 | 150 | <40 | <1.0 | 42 | <5 | 2.8 |
| 09/07/2019 | 16.9 | 7.8 | 3.2 | 519 | 54.5 | 33.6 | 11.9 | 1.6 | 75.6 | 2.9 | 215 | <0.5 | 460 | 140 | <40 | <1.0 | 115 | <5 | 2.8 |
| 29/10/2019 | 16.1 | 7.7 | 2.2 | 518 | 57.4 | 30.4 | 11.7 | 1.7 | 75.5 | 2.9 | 215 | <0.5 | 480 | 150 | <40 | <1.0 | 66 | <5 | 2.4 |
| 07/07/2020 | 16.5 | 7.7 | 3.8 | 536 | NA | NA | NA | NA | 84.9 | 3.0 | 210 | <0.5 | 470 | 210 | <40 | <1.0 | <176 | <5 | 2.9 |
| 28/10/2020 | 16.0 | 7.7 | 2.5 | 527 | 55.6 | 34.9 | 12.5 | 1.8 | 81.5 | 3.0 | 211 | <0.5 | 470 | 140 | <40 | <1.0 | 76 | <5 | 2.6 |

5.16 POZZO 6027 QUINTO DI TREVISO, VIA BOIAGO



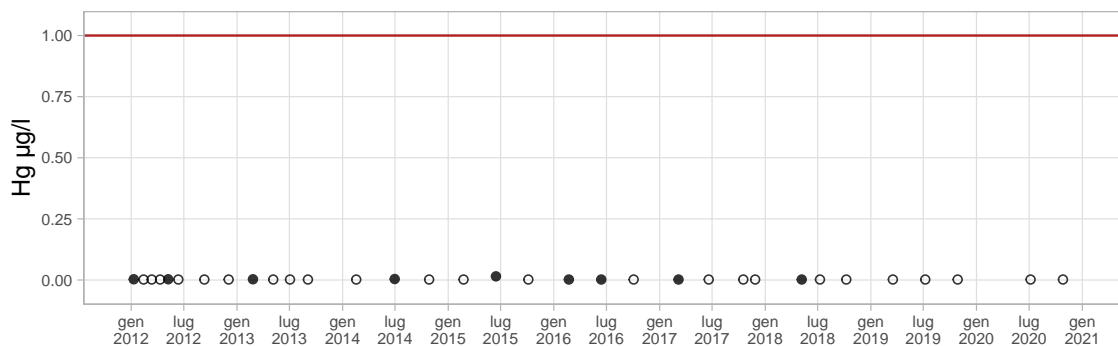
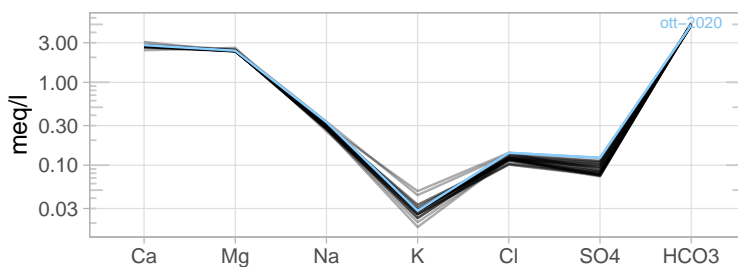
| data | T °C | pH | DO mg/l | CE µS/cm | Ca mg/l | Mg mg/l | Na mg/l | K mg/l | Cl mg/l | SO4 mg/l | HCO3 mg/l | NO3 mg/l | Br µg/l | I µg/l | NH4 µg/l | As µg/l | Fe µg/l | Mn µg/l | Hg µg/l |
|------------|------|-----|---------|----------|---------|---------|---------|--------|---------|----------|-----------|----------|---------|--------|----------|---------|---------|---------|---------|
| 10/01/2012 | 14.0 | 7.6 | 3.5 | 503 | 59.2 | 29.1 | 12.8 | 1.3 | 44.5 | 2.8 | 277 | <0.5 | 217 | 143 | <40 | <1 | 40 | <5 | 5.5 |
| 13/02/2012 | 13.4 | 7.6 | 1.8 | 477 | 58.2 | 28.9 | 12.7 | 1.3 | 44.1 | 3.0 | 271 | <0.5 | 232 | 143 | <40 | <1 | 43 | <5 | 4.5 |
| 12/03/2012 | 14.1 | 7.7 | 3.0 | 502 | 57.5 | 28.6 | 12.5 | 1.4 | 42.2 | 3.1 | 274 | <0.5 | 207 | 103 | <40 | <1 | 49 | <5 | 0.8 |
| 10/04/2012 | 14.1 | 7.6 | 2.7 | 486 | 57.8 | 29.0 | 12.5 | 1.4 | 39.1 | 3.0 | 276 | <0.5 | 199 | 73 | <40 | <1 | 71 | <5 | 2.1 |
| 08/05/2012 | 15.0 | 7.6 | 3.6 | 484 | 56.1 | 28.7 | 12.4 | 1.1 | 39.0 | 3.1 | 271 | <0.5 | 219 | 69 | <40 | <1 | 69 | <5 | 1.0 |
| 12/06/2012 | 14.9 | 7.6 | 2.0 | 494 | 57.3 | 29.2 | 13.0 | 1.3 | 42.1 | 3.1 | 277 | 0.8 | 284 | 122 | 62 | <1 | 51 | <5 | 2.6 |
| 10/09/2012 | 14.7 | 7.6 | 1.4 | 504 | 61.3 | 29.2 | 12.9 | 1.3 | 44.0 | 2.9 | 273 | <0.5 | 250 | 131 | <40 | <1 | 49 | <5 | 3.7 |
| 03/12/2012 | 13.4 | 7.6 | 2.3 | 506 | 59.2 | 29.1 | 13.1 | 1.6 | 46.6 | 2.9 | 272 | <0.5 | 284 | 139 | <40 | <1 | 50 | <5 | 4.0 |
| 25/02/2013 | 13.6 | 7.6 | 3.0 | 506 | 56.8 | 32.5 | 12.6 | 1.5 | 47.2 | 2.9 | 265 | <0.5 | 272 | 157 | <40 | <1.0 | 57 | <5 | 4.7 |
| 06/05/2013 | 14.5 | 7.6 | 2.6 | 514 | 58.7 | 29.5 | 13.3 | 1.5 | 50.0 | 2.9 | 273 | <0.5 | 294 | 179 | <40 | <1.0 | 58 | <5 | 4.8 |
| 01/07/2013 | 14.7 | 7.6 | 1.2 | 501 | 59.4 | 29.5 | 13.4 | 1.4 | 51.0 | 2.9 | 275 | <0.5 | 304 | 176 | <40 | <1.0 | 89 | <5 | 4.9 |
| 02/09/2013 | 14.9 | 7.6 | 2.1 | 518 | 59.8 | 29.8 | 13.8 | 1.6 | 53.7 | 2.9 | 285 | <0.5 | 347 | 206 | <40 | <1.0 | 85 | <5 | 4.6 |
| 17/02/2014 | 14.1 | 7.5 | 2.6 | 525 | 60.6 | 30.2 | 14.3 | 1.7 | 56.3 | 3.0 | 266 | <0.5 | 339 | 233 | <40 | <1.0 | 139 | <5 | 4.6 |
| 30/06/2014 | 14.8 | 7.6 | 2.5 | 538 | 60.7 | 30.1 | 14.1 | 1.4 | 58.0 | 2.9 | 264 | <0.5 | 338 | 220 | <40 | <1.0 | 145 | <5 | 4.0 |
| 27/10/2014 | 14.3 | 7.5 | 3.9 | 535 | 60.9 | 30.4 | 14.1 | 1.4 | 59.6 | 3.0 | 262 | <0.5 | 380 | 180 | <40 | <1.0 | 117 | <5 | 4.1 |
| 23/02/2015 | 13.9 | 7.6 | 3.6 | 535 | 60.9 | 30.2 | 14.7 | 1.4 | 60.0 | 3.0 | 255 | <0.5 | 325 | 202 | <40 | <1.0 | 100 | <5 | 3.9 |
| 15/06/2015 | 14.9 | 7.6 | 1.3 | 536 | 61.5 | 30.3 | 14.8 | 1.4 | 60.3 | 3.0 | 267 | <0.5 | 360 | 190 | <40 | <1.0 | 153 | <5 | 4.1 |
| 05/10/2015 | 14.4 | 7.6 | 2.0 | 535 | 62.0 | 30.3 | 14.6 | 1.3 | 60.7 | 3.0 | 258 | <0.5 | 370 | 210 | <40 | <1.0 | 220 | <5 | 3.2 |
| 22/02/2016 | 13.9 | 7.5 | 2.9 | 518 | 63.2 | 30.9 | 15.1 | 1.7 | 50.9 | 3.4 | 260 | <0.5 | 350 | 180 | <40 | <1.0 | 215 | <5 | 4.0 |
| 13/06/2016 | 15.0 | 7.6 | 2.6 | 531 | 61.7 | 30.4 | 15.0 | 1.5 | 54.9 | 3.3 | 262 | <0.5 | 360 | 160 | 62 | <1.0 | 213 | <5 | 3.2 |
| 03/10/2016 | 14.6 | 7.5 | 1.7 | 533 | 60.1 | 29.9 | 14.8 | 1.6 | 58.2 | 3.3 | 260 | <0.5 | 400 | 190 | <40 | <1.0 | 250 | <5 | 2.7 |
| 08/03/2017 | 14.2 | 7.5 | 2.2 | 504 | 60.2 | 29.6 | 14.7 | 1.4 | 52.6 | 3.5 | 252 | <0.5 | 320 | 140 | <40 | <1.0 | 278 | <5 | 2.1 |
| 19/06/2017 | 15.2 | 7.6 | 1.7 | 519 | 59.4 | 29.4 | 15.0 | 1.4 | 52.6 | 3.5 | 267 | <0.5 | 280 | 120 | <40 | <1.0 | 221 | <5 | 2.4 |
| 17/10/2017 | 14.4 | 7.6 | 1.3 | 530 | 58.2 | 29.4 | 15.3 | 1.6 | 52.6 | 3.6 | 257 | <0.5 | 340 | 120 | <40 | <1.0 | 210 | <5 | 1.7 |
| 27/11/2017 | 14.0 | 7.6 | 1.4 | 521 | 60.6 | 29.2 | 15.0 | 1.4 | 52.5 | 3.6 | 251 | <0.5 | 300 | 110 | <40 | <1.0 | 258 | <5 | 1.7 |
| 07/05/2018 | 15.0 | 7.6 | 1.4 | 521 | 58.2 | 29.6 | 15.2 | 1.5 | 50.2 | 3.6 | 257 | <0.5 | 400 | 120 | <40 | <1.0 | 189 | <5 | 1.5 |
| 09/07/2018 | 15.0 | 7.6 | 1.7 | 526 | 61.8 | 30.0 | 15.7 | 1.5 | 58.7 | 3.6 | 261 | <0.5 | 430 | 120 | 43 | <1.0 | 264 | <5 | 1.7 |
| 08/10/2018 | 14.7 | 7.6 | 1.2 | 535 | 69.2 | 29.5 | 15.8 | 1.5 | 57.6 | 3.6 | 258 | <0.5 | 400 | 160 | <40 | <1.0 | 234 | <5 | 1.2 |
| 18/03/2019 | 14.0 | 7.6 | 2.1 | 528 | 61.0 | 30.1 | 15.5 | 1.5 | 54.2 | 3.8 | 267 | <0.5 | 340 | 120 | <40 | <1.0 | 225 | <5 | 1.6 |
| 08/07/2019 | 15.5 | 7.6 | 1.6 | 539 | 60.4 | 30.1 | 16.5 | 1.5 | 61.5 | 3.5 | 254 | <0.5 | 350 | 150 | 390 | <1.0 | 182 | <5 | 1.6 |
| 28/10/2019 | 14.6 | 7.6 | 1.4 | 538 | 61.9 | 29.8 | 16.5 | 1.5 | 63.8 | 3.9 | 259 | <0.5 | 380 | 150 | <40 | <1.0 | 185 | <5 | 1.4 |
| 06/07/2020 | 15.1 | 7.6 | 3.6 | 556 | NA | NA | NA | NA | 71.2 | 3.8 | 257 | <0.5 | 370 | 260 | 40 | <1.0 | 185 | <5 | 1.7 |
| 26/10/2020 | 14.5 | 7.6 | 1.6 | 555 | 62.0 | 31.5 | 17.2 | 1.5 | 67.8 | 3.9 | 258 | <0.5 | 380 | 150 | <40 | <1.0 | 202 | <5 | 1.9 |

5.17 POZZO 6187 QUINTO DI TREVISO, VIA SAN GIUSEPPE



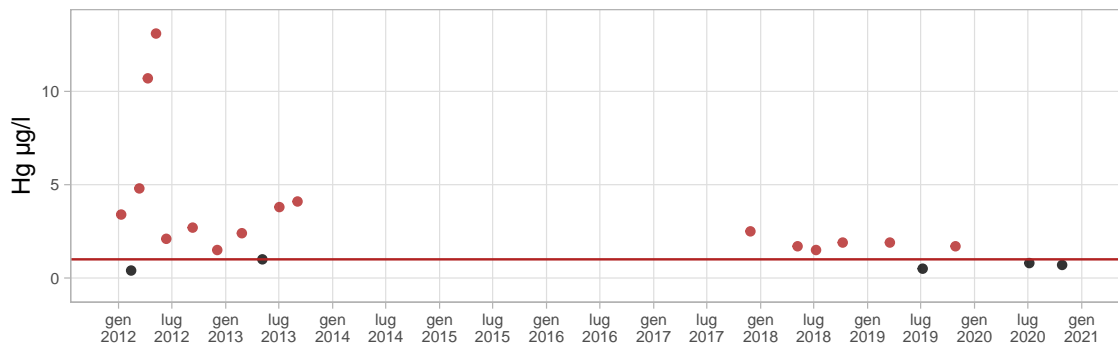
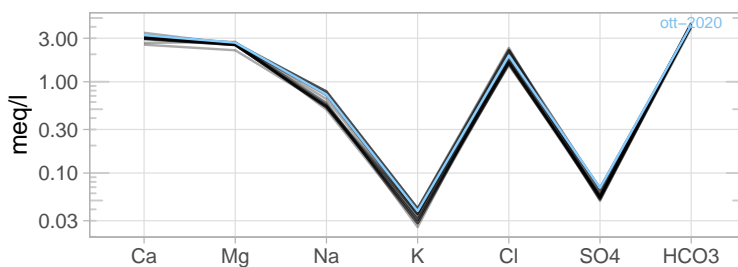
| data | T °C | pH | DO mg/l | CE µS/cm | Ca mg/l | Mg mg/l | Na mg/l | K mg/l | Cl mg/l | SO4 mg/l | HCO3 mg/l | NO3 mg/l | Br µg/l | I µg/l | NH4 µg/l | As µg/l | Fe µg/l | Mn µg/l | Hg µg/l |
|------------|------|-----|---------|----------|---------|---------|---------|--------|---------|----------|-----------|----------|---------|--------|----------|---------|---------|---------|---------|
| 10/01/2012 | 13.9 | 7.6 | 1.0 | 563 | 48.2 | 26.0 | 44.0 | 1.7 | 64.3 | 4.8 | 278 | <0.5 | 312 | 42 | <40 | <1 | 54 | <5 | 1.7 |
| 13/02/2012 | 13.5 | 7.7 | 1.4 | 540 | 47.0 | 25.7 | 44.7 | 1.6 | 64.8 | 4.8 | 270 | <0.5 | 308 | 41 | <40 | <1 | 172 | <5 | 1.6 |
| 12/03/2012 | 14.4 | 7.7 | 2.4 | 569 | 49.8 | 25.9 | 48.0 | 1.5 | 64.0 | 4.7 | 277 | <0.5 | 327 | 44 | <40 | <1 | 271 | <5 | 1.7 |
| 10/04/2012 | 13.6 | 7.7 | 2.7 | 562 | 46.9 | 25.9 | 47.0 | 1.7 | 63.6 | 4.5 | 272 | <0.5 | 334 | 42 | <40 | <1 | 380 | <5 | 1.7 |
| 08/05/2012 | 14.5 | 7.7 | 3.4 | 560 | 47.1 | 26.1 | 44.0 | 2.0 | 65.5 | 4.7 | 273 | <0.5 | 365 | 42 | <40 | <1 | 82 | <5 | 1.9 |
| 12/06/2012 | 14.7 | 7.7 | 1.6 | 565 | 46.0 | 25.5 | 41.5 | 1.5 | 66.7 | 4.7 | 275 | <0.5 | 443 | 49 | <40 | <1 | 326 | <5 | 1.4 |
| 10/09/2012 | 15.0 | 7.7 | 2.1 | 565 | 49.2 | 25.9 | 46.4 | 2.0 | 66.0 | 4.6 | 270 | <0.5 | 359 | 42 | <40 | <1 | 473 | <5 | 1.4 |
| 03/12/2012 | 13.5 | 7.7 | 2.4 | 563 | 47.4 | 25.7 | 43.8 | 2.3 | 62.4 | 4.9 | 275 | <0.5 | 379 | <20 | <40 | <1 | 395 | <5 | 1.6 |
| 25/02/2013 | 13.1 | 7.7 | 2.5 | 554 | 43.0 | 28.4 | 39.7 | 2.6 | 60.0 | 4.9 | 272 | <0.5 | 340 | 35 | <40 | <1.0 | 421 | <5 | 1.4 |
| 06/05/2013 | 14.3 | 7.6 | 1.7 | 554 | 46.2 | 25.7 | 43.6 | 2.1 | 59.8 | 5.4 | 275 | <0.5 | 346 | 50 | <40 | <1.0 | 340 | <5 | 1.8 |
| 01/07/2013 | 14.9 | 7.6 | 1.8 | 538 | 46.3 | 25.5 | 41.0 | 1.8 | 58.0 | 5.4 | 282 | <0.5 | 340 | 50 | <40 | <1.0 | 427 | <5 | 1.8 |
| 02/09/2013 | 15.2 | 7.7 | 2.0 | 549 | 46.3 | 25.5 | 45.0 | 2.4 | 58.8 | 5.6 | 278 | <0.5 | 367 | 37 | 43 | <1.0 | 486 | <5 | 1.7 |
| 28/02/2018 | 12.3 | 7.7 | 3.6 | 534 | 41.6 | 22.5 | 52.6 | 2.0 | 49.1 | 9.5 | 280 | <0.5 | 290 | 50 | <40 | <1.0 | <10 | <5 | 1.4 |
| 07/05/2018 | 14.8 | 7.7 | 1.7 | 531 | 41.0 | 23.1 | 52.0 | 2.0 | 47.8 | 9.5 | 275 | <0.5 | 330 | 50 | <40 | <1.0 | 310 | <5 | 1.3 |
| 09/07/2018 | 15.6 | 7.7 | 1.3 | 526 | 43.3 | 23.1 | 52.0 | 2.0 | 48.0 | 10.0 | 277 | <0.5 | 270 | 50 | 42 | <1.0 | 320 | <5 | 1.3 |
| 08/10/2018 | 14.5 | 7.7 | 1.4 | 531 | 49.0 | 22.4 | 52.6 | 1.9 | 46.8 | 9.9 | 275 | <0.5 | 250 | <50 | <40 | <1.0 | 491 | <5 | 1.1 |
| 18/03/2019 | 13.3 | 7.7 | 2.3 | 530 | 41.5 | 22.7 | 52.0 | 2.0 | 46.9 | 10.3 | 282 | <0.5 | 280 | <50 | <40 | <1.0 | 500 | <5 | 1.6 |
| 08/07/2019 | 15.2 | 7.8 | 2.1 | 523 | 43.4 | 22.4 | 52.7 | 2.0 | 44.0 | 10.7 | 277 | <0.5 | 220 | <50 | <40 | <1.0 | 357 | <5 | 1.3 |
| 28/10/2019 | 14.5 | 7.7 | 2.8 | 520 | 41.4 | 22.1 | 55.7 | 2.0 | 42.4 | 11.5 | 285 | <0.5 | 240 | 50 | <40 | <1.0 | 310 | <5 | 1.3 |
| 06/07/2020 | 15.1 | 7.7 | 3.7 | 527 | NA | NA | NA | NA | 39.2 | 12.1 | 284 | <0.5 | 220 | 130 | <40 | <1.0 | 130 | <5 | 1.1 |
| 26/10/2020 | 14.5 | 7.7 | 1.7 | 517 | 41.8 | 22.3 | 56.9 | 2.0 | 39.3 | 13.6 | 288 | <0.5 | 230 | 40 | <40 | <1.0 | 172 | <5 | 1.2 |

5.18 POZZO 6326 QUINTO DI TREVISO, VIA GIORGIONE



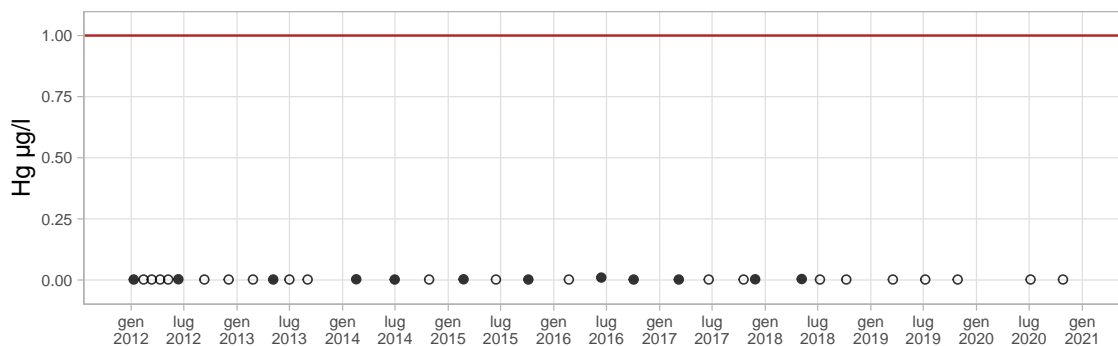
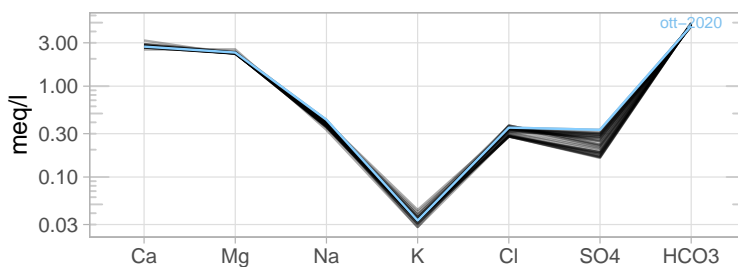
| data | T °C | pH | DO mg/l | CE µS/cm | Ca mg/l | Mg mg/l | Na mg/l | K mg/l | Cl mg/l | SO4 mg/l | HCO3 mg/l | NO3 mg/l | Br µg/l | I µg/l | NH4 µg/l | As µg/l | Fe µg/l | Mn µg/l | Hg µg/l |
|------------|------|-----|---------|----------|---------|---------|---------|--------|---------|----------|-----------|----------|---------|--------|----------|---------|---------|---------|---------|
| 10/01/2012 | 11.9 | 7.6 | 7.2 | 437 | 55.3 | 29.4 | 6.4 | 1.0 | 4.0 | 3.5 | 320 | 3.9 | <20 | <20 | <40 | <1 | <10 | <5 | 0.003 |
| 13/02/2012 | 12.4 | 7.6 | 5.8 | 417 | 54.5 | 29.0 | 6.3 | 1.0 | 3.6 | 3.6 | 306 | 4.0 | <20 | <20 | <40 | <1 | 12 | <5 | <0.002 |
| 12/03/2012 | 9.6 | 7.6 | 6.8 | 441 | 54.4 | 29.0 | 6.2 | 0.8 | 4.1 | 3.6 | 311 | 4.0 | <20 | <20 | <40 | <1 | <10 | <5 | <0.002 |
| 10/04/2012 | 13.2 | 7.6 | 5.7 | 433 | 54.8 | 29.5 | 6.4 | 0.9 | 4.2 | 3.6 | 304 | 4.1 | <20 | <20 | <40 | <1 | <10 | <5 | <0.002 |
| 08/05/2012 | 14.9 | 7.6 | 5.6 | 429 | 53.7 | 29.4 | 6.2 | 0.7 | 4.2 | 3.7 | 313 | 4.1 | <20 | <20 | <40 | <1 | <10 | <5 | 0.003 |
| 12/06/2012 | 16.3 | 7.7 | 5.6 | 434 | 54.0 | 30.0 | 6.4 | 0.9 | 4.3 | 3.8 | 311 | 4.3 | <20 | <20 | 52 | <1 | <10 | <5 | <0.002 |
| 10/09/2012 | 16.1 | 7.6 | 5.9 | 440 | 53.0 | 29.2 | 6.7 | 1.1 | 4.2 | 3.6 | 310 | 4.0 | <20 | <20 | <40 | <1 | <10 | <5 | <0.002 |
| 03/12/2012 | 13.5 | 7.6 | 6.1 | 436 | 55.0 | 29.3 | 6.4 | 1.1 | 4.1 | 3.7 | 311 | 4.0 | <20 | <20 | <40 | <1 | <10 | <5 | <0.002 |
| 25/02/2013 | 9.2 | 7.6 | 6.5 | 433 | 48.8 | 31.7 | 5.9 | 1.0 | 3.7 | 3.7 | 303 | 4.0 | 20 | <20 | <40 | <1.0 | 118 | <5 | 0.003 |
| 06/05/2013 | 14.3 | 7.6 | 5.0 | 436 | 54.1 | 29.4 | 6.3 | 1.1 | 3.6 | 3.7 | 312 | 3.9 | 20 | <20 | <40 | <1.0 | <10 | <5 | <0.002 |
| 03/07/2013 | 16.4 | 7.6 | 4.5 | 422 | 54.2 | 29.2 | 6.4 | 1.0 | 3.7 | 3.9 | 311 | 4.0 | 21 | <20 | <40 | <1.0 | <10 | <5 | <0.002 |
| 03/09/2013 | 15.1 | 7.6 | 6.4 | 430 | 54.6 | 29.4 | 6.6 | 1.3 | 4.1 | 3.8 | 300 | 3.9 | 21 | <20 | <40 | <1.0 | <10 | <5 | <0.002 |
| 17/02/2014 | 13.3 | 7.7 | 7.3 | 432 | 54.9 | 29.6 | 6.8 | 1.3 | 4.2 | 4.0 | 308 | 4.0 | 21 | <20 | 43 | <1.0 | <10 | <5 | <0.002 |
| 30/06/2014 | 15.3 | 7.7 | 6.8 | 438 | 54.9 | 29.5 | 6.8 | 1.1 | 4.0 | 3.9 | 307 | 4.0 | 23 | <20 | <40 | <1.0 | <10 | <5 | 0.004 |
| 27/10/2014 | 14.2 | 7.6 | 6.8 | 432 | 54.4 | 29.3 | 6.4 | 1.0 | 4.2 | 4.0 | 305 | 3.9 | <100 | <50 | <40 | <1.0 | <10 | <5 | <0.002 |
| 23/02/2015 | 10.1 | 7.6 | 9.1 | 435 | 54.3 | 29.0 | 6.9 | 1.9 | 5.0 | 4.1 | 297 | 3.9 | <20 | <20 | <40 | <1.0 | <10 | <5 | <0.002 |
| 15/06/2015 | 15.6 | 7.6 | 5.9 | 434 | 52.4 | 28.8 | 6.9 | 1.1 | 4.3 | 4.2 | 303 | 4.2 | <100 | <50 | <40 | <1.0 | <10 | <5 | 0.015 |
| 05/10/2015 | 16.3 | 7.6 | 5.9 | 430 | 55.4 | 29.2 | 6.7 | 0.9 | 4.3 | 4.1 | 302 | 4.2 | <100 | <50 | <40 | <1.0 | <10 | <5 | <0.002 |
| 22/02/2016 | 10.8 | 7.5 | 6.6 | 430 | 57.5 | 30.4 | 7.7 | 1.7 | 4.8 | 4.4 | 304 | 4.3 | <100 | <50 | <40 | <1.0 | 12 | <5 | 0.002 |
| 13/06/2016 | 15.4 | 7.6 | 6.8 | 440 | 55.5 | 29.6 | 7.0 | 1.2 | 4.5 | 4.4 | 304 | 4.3 | <100 | <50 | 57 | <1.0 | <10 | <5 | 0.002 |
| 03/10/2016 | 19.6 | 7.6 | 6.5 | 436 | 54.8 | 29.0 | 6.8 | 1.1 | 4.3 | 4.5 | 305 | 4.4 | <100 | <50 | <40 | <1.0 | <10 | <5 | <0.002 |
| 07/03/2017 | 11.2 | 7.5 | 5.5 | 419 | 56.0 | 29.2 | 7.1 | 1.1 | 4.2 | 4.6 | 294 | 4.5 | <100 | <50 | <40 | <1.0 | <10 | <5 | 0.002 |
| 19/06/2017 | 21.3 | 7.7 | 5.7 | 436 | 54.5 | 29.0 | 7.1 | 1.1 | 4.2 | 4.6 | 305 | 4.5 | <100 | <50 | <40 | <1.0 | <10 | <5 | <0.002 |
| 17/10/2017 | 17.4 | 7.6 | 6.6 | 441 | 53.2 | 28.9 | 7.2 | 1.1 | 4.4 | 4.8 | 303 | 4.7 | <100 | <50 | <40 | <1.0 | <10 | <5 | <0.002 |
| 27/11/2017 | 8.6 | 7.6 | 5.2 | 433 | 55.5 | 28.8 | 7.1 | 1.1 | 4.2 | 4.8 | 291 | 4.6 | <100 | <50 | <40 | <1.0 | <10 | <5 | <0.002 |
| 07/05/2018 | 17.9 | 7.6 | 6.2 | 434 | 53.1 | 29.1 | 7.1 | 1.1 | 4.3 | 4.9 | 294 | 4.6 | <100 | <50 | <40 | <1.0 | <10 | <5 | 0.002 |
| 09/07/2018 | 16.2 | 7.7 | 6.4 | 431 | 55.3 | 29.1 | 7.2 | 1.2 | 4.5 | 5.1 | 299 | 4.8 | <100 | <50 | <40 | <1.0 | <10 | <5 | <0.002 |
| 08/10/2018 | 14.9 | 7.6 | 6.7 | 436 | 61.6 | 28.6 | 7.2 | 1.1 | 4.4 | 5.0 | 299 | 4.9 | <100 | <50 | <40 | <1.0 | <10 | <5 | <0.002 |
| 18/03/2019 | 11.5 | 7.6 | 7.6 | 435 | 56.0 | 29.3 | 7.3 | 1.1 | 4.4 | 5.2 | 303 | 4.8 | <100 | <50 | <40 | <1.0 | 30 | <5 | <0.002 |
| 08/07/2019 | 16.4 | 7.7 | 6.4 | 428 | 55.4 | 28.6 | 7.3 | 1.1 | 4.6 | 5.3 | 299 | 4.7 | <100 | <50 | <40 | <1.0 | <10 | <5 | <0.002 |
| 28/10/2019 | 14.6 | 7.6 | 7.2 | 432 | 54.6 | 28.6 | 7.4 | 1.1 | 4.7 | 5.4 | 302 | 4.7 | <100 | <50 | <40 | <1.0 | <10 | <5 | <0.002 |
| 06/07/2020 | 16.7 | 7.7 | 8.3 | 436 | NA | NA | NA | NA | 4.8 | 5.4 | 297 | 4.2 | <20 | <20 | <40 | <1.0 | 29 | <5 | <0.002 |
| 26/10/2020 | 14.5 | 7.6 | 6.2 | 431 | 56.3 | 29.3 | 7.6 | 1.1 | 5.0 | 5.9 | 299 | 4.8 | <20 | <20 | <40 | <1.0 | 86 | <5 | <0.002 |

5.19 POZZO 6332 QUINTO DI TREVISO, VIA NOALESE



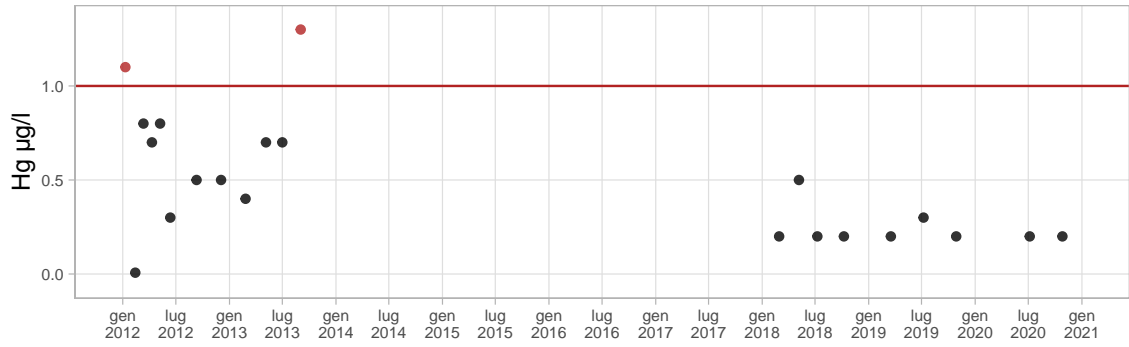
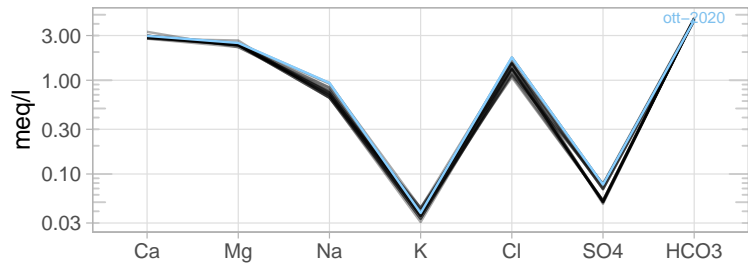
| data | T °C | pH | DO mg/l | CE µS/cm | Ca mg/l | Mg mg/l | Na mg/l | K mg/l | Cl mg/l | SO4 mg/l | HCO3 mg/l | NO3 mg/l | Br µg/l | I µg/l | NH4 µg/l | As µg/l | Fe µg/l | Mn µg/l | Hg µg/l |
|------------|------|-----|---------|----------|---------|---------|---------|--------|---------|----------|-----------|----------|---------|--------|----------|---------|---------|---------|---------|
| 10/01/2012 | 13.8 | 7.6 | 2.5 | 523 | 59.9 | 30.8 | 12.0 | 1.2 | 55.6 | 2.5 | 260 | <0.5 | 279 | 48 | <40 | <1 | <10 | <5 | 3.4 |
| 13/02/2012 | 13.7 | 7.6 | 1.8 | 507 | 59.5 | 30.6 | 12.3 | 1.2 | 59.6 | 2.6 | 257 | <0.5 | 294 | 103 | <40 | <1 | 12 | <5 | 0.4 |
| 12/03/2012 | 13.9 | 7.6 | 3.1 | 541 | 62.1 | 31.0 | 12.7 | 1.1 | 61.5 | 2.5 | 265 | <0.5 | 332 | 177 | <40 | <1 | 157 | <5 | 4.8 |
| 10/04/2012 | 13.9 | 7.6 | 2.9 | 543 | 61.4 | 31.7 | 13.3 | 1.1 | 65.5 | 2.4 | 255 | <0.5 | 367 | 220 | <40 | <1 | 275 | <5 | 10.7 |
| 08/05/2012 | 14.8 | 7.6 | 2.3 | 546 | 59.7 | 31.5 | 13.6 | 1.0 | 72.0 | 2.4 | 252 | <0.5 | 416 | 278 | <40 | <1 | 238 | <5 | 13.1 |
| 12/06/2012 | 15.6 | 7.7 | 3.4 | 531 | 51.1 | 26.9 | 12.5 | 1.4 | 61.0 | 2.6 | 262 | 0.6 | 427 | 31 | <40 | <1 | 50 | <5 | 2.1 |
| 10/09/2012 | 15.3 | 7.6 | 4.0 | 527 | 62.0 | 30.8 | 12.1 | 1.2 | 56.6 | 2.7 | 258 | 0.5 | 332 | 24 | <40 | <1 | <10 | <5 | 2.7 |
| 03/12/2012 | 13.5 | 7.6 | 3.1 | 525 | 59.8 | 30.7 | 12.4 | 1.4 | 56.8 | 2.6 | 263 | 0.5 | 357 | <20 | <40 | <1 | 15 | <5 | 1.5 |
| 25/02/2013 | 13.6 | 7.6 | 1.9 | 521 | 53.4 | 33.3 | 11.4 | 1.1 | 56.2 | 2.6 | 259 | <0.5 | 321 | 69 | <40 | <1.0 | 13 | <5 | 2.4 |
| 06/05/2013 | 14.3 | 7.6 | 2.5 | 517 | 58.4 | 30.7 | 12.0 | 1.3 | 53.6 | 2.8 | 267 | 0.5 | 318 | 24 | <40 | <1.0 | <10 | <5 | 1.0 |
| 03/07/2013 | 14.7 | 7.5 | 1.5 | 510 | 59.2 | 30.8 | 12.4 | 1.3 | 56.7 | 2.7 | 271 | <0.5 | 343 | 97 | <40 | <1.0 | <10 | <5 | 3.8 |
| 03/09/2013 | 15.0 | 7.7 | 4.4 | 523 | 60.2 | 31.2 | 12.7 | 1.5 | 58.2 | 2.7 | 262 | <0.5 | 379 | 77 | <40 | <1.0 | 84 | <5 | 4.1 |
| 27/11/2017 | 13.3 | 7.6 | 3.2 | 579 | 63.4 | 31.7 | 18.1 | 1.6 | 83.4 | 2.5 | 236 | <0.5 | 490 | 220 | <40 | <1.0 | 47 | <5 | 2.5 |
| 07/05/2018 | 15.1 | 7.6 | 3.7 | 571 | 60.7 | 31.9 | 17.9 | 1.6 | 74.4 | 2.6 | 246 | <0.5 | 680 | 150 | <40 | <1.0 | 48 | <5 | 1.7 |
| 09/07/2018 | 15.6 | 7.7 | 3.0 | 551 | 62.1 | 31.5 | 16.3 | 1.5 | 70.5 | 3.0 | 252 | <0.5 | 430 | 70 | 40 | <1.0 | <10 | <5 | 1.5 |
| 08/10/2018 | 14.4 | 7.6 | 3.1 | 568 | 69.0 | 31.5 | 16.8 | 1.4 | 77.6 | 2.8 | 246 | <0.5 | 440 | 190 | <40 | <1.0 | <10 | <5 | 1.9 |
| 18/03/2019 | 13.1 | 7.6 | 3.6 | 579 | 63.6 | 32.6 | 18.0 | 1.6 | 79.6 | 2.6 | 246 | <0.5 | 520 | 200 | <40 | <1.0 | 20 | <5 | 1.9 |
| 08/07/2019 | 15.4 | 7.7 | 2.4 | 536 | 60.0 | 31.2 | 14.9 | 1.4 | 60.2 | 3.3 | 249 | 0.7 | 340 | <50 | <40 | <1.0 | <10 | <5 | 0.5 |
| 28/10/2019 | 14.5 | 7.6 | 2.8 | 560 | 62.4 | 31.7 | 17.0 | 1.5 | 79.2 | 3.1 | 253 | <0.5 | 460 | 130 | <40 | <1.0 | <10 | <5 | 1.7 |
| 06/07/2020 | 15.4 | 7.6 | 5.1 | 567 | NA | NA | NA | NA | 78.9 | 3.2 | 257 | <0.5 | 400 | 80 | <40 | <1.0 | <10 | <5 | 0.8 |
| 26/10/2020 | 14.6 | 7.6 | 3.2 | 559 | 65.0 | 32.6 | 16.7 | 1.5 | 68.8 | 3.3 | 255 | 0.5 | 390 | <20 | <40 | <1.0 | 17 | <5 | 0.7 |

5.20 POZZO 6478 QUINTO DI TREVISO, VIA SAN CASSIANO



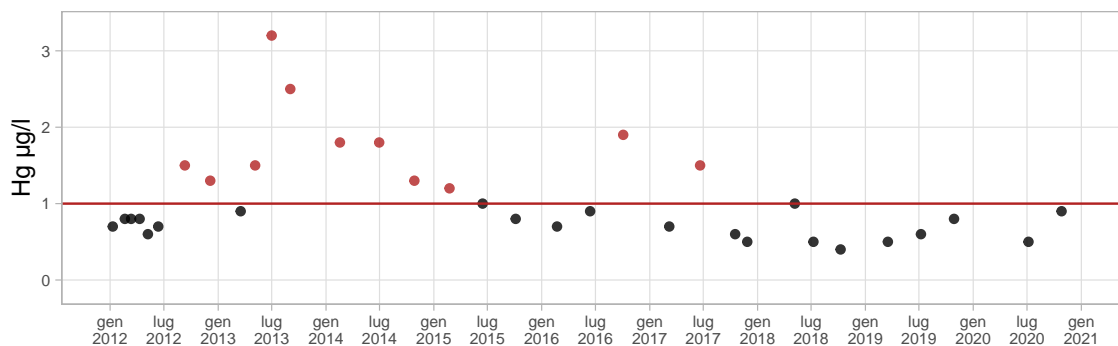
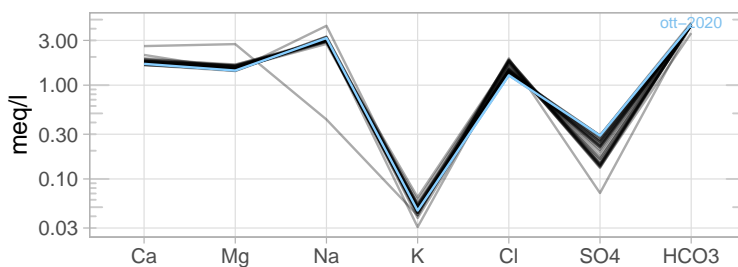
| data | T °C | pH | DO mg/l | CE µS/cm | Ca mg/l | Mg mg/l | Na mg/l | K mg/l | Cl mg/l | SO4 mg/l | HCO3 mg/l | NO3 mg/l | Br µg/l | I µg/l | NH4 µg/l | As µg/l | Fe µg/l | Mn µg/l | Hg µg/l |
|------------|------|-----|---------|----------|---------|---------|---------|--------|---------|----------|-----------|----------|---------|--------|----------|---------|---------|---------|---------|
| 10/01/2012 | 13.4 | 7.5 | 2.6 | 442 | 55.4 | 28.0 | 8.5 | 1.2 | 9.9 | 7.9 | 298 | 0.7 | 34 | <20 | <40 | <1 | <10 | <5 | 0.002 |
| 13/02/2012 | 13.0 | 7.6 | 2.5 | 422 | 54.7 | 27.8 | 8.3 | 1.2 | 10.3 | 8.2 | 294 | 0.8 | 30 | <20 | <40 | <1 | <10 | <5 | <0.002 |
| 12/03/2012 | 13.3 | 7.7 | 4.3 | 446 | 58.5 | 28.0 | 8.3 | 1.3 | 10.0 | 8.0 | 298 | 0.7 | 32 | <20 | <40 | <1 | 29 | <5 | <0.002 |
| 10/04/2012 | 13.8 | 7.6 | 4.4 | 436 | 55.2 | 28.5 | 8.4 | 1.3 | 9.9 | 7.8 | 295 | 0.8 | 32 | <20 | <40 | <1 | 14 | <5 | <0.002 |
| 08/05/2012 | 14.9 | 7.6 | 4.3 | 434 | 54.6 | 28.2 | 8.3 | 1.3 | 9.9 | 8.0 | 305 | 0.7 | 43 | <20 | <40 | <1 | <10 | <5 | <0.002 |
| 12/06/2012 | 15.6 | 7.7 | 3.7 | 439 | 54.4 | 28.7 | 8.5 | 1.4 | 10.3 | 8.4 | 293 | 1.1 | 51 | <20 | <40 | <1 | <10 | <5 | 0.003 |
| 10/09/2012 | 15.0 | 7.6 | 4.0 | 445 | 57.4 | 28.3 | 8.8 | 1.5 | 10.5 | 8.6 | 293 | 0.8 | 48 | <20 | <40 | <1 | <10 | <5 | <0.002 |
| 03/12/2012 | 13.8 | 7.6 | 3.4 | 441 | 55.3 | 28.0 | 8.1 | 1.3 | 9.9 | 8.7 | 298 | 0.8 | 54 | <20 | <40 | <1 | <10 | <5 | <0.002 |
| 25/02/2013 | 12.8 | 7.7 | 5.5 | 435 | 50.7 | 30.9 | 7.6 | 1.1 | 10.0 | 8.9 | 289 | 0.7 | 46 | <20 | <40 | <1.0 | <10 | <5 | <0.002 |
| 06/05/2013 | 14.7 | 7.6 | 5.1 | 441 | 54.2 | 28.2 | 8.1 | 1.3 | 9.9 | 9.0 | 293 | 0.7 | 56 | <20 | <40 | <1.0 | <10 | <5 | 0.002 |
| 01/07/2013 | 15.0 | 7.6 | 1.6 | 428 | 54.5 | 28.0 | 8.2 | 1.2 | 10.1 | 9.0 | 294 | 0.6 | 72 | <20 | <40 | <1.0 | <10 | <5 | <0.002 |
| 02/09/2013 | 15.1 | 7.7 | 5.4 | 437 | 54.7 | 28.2 | 8.4 | 1.4 | 10.9 | 9.3 | 301 | 0.6 | 66 | <20 | <40 | <1.0 | <10 | <5 | <0.002 |
| 17/02/2014 | 13.6 | 7.6 | 4.8 | 439 | 55.1 | 28.4 | 8.5 | 1.6 | 11.1 | 9.8 | 289 | 0.7 | 61 | <20 | <40 | <1.0 | <10 | <5 | 0.003 |
| 30/06/2014 | 15.0 | 7.6 | 3.2 | 447 | 55.4 | 28.5 | 8.7 | 1.4 | 12.0 | 10.0 | 290 | 0.7 | 67 | <20 | <40 | <1.0 | <10 | <5 | 0.002 |
| 27/10/2014 | 14.2 | 7.6 | 2.8 | 442 | 55.0 | 28.4 | 8.2 | 1.2 | 12.7 | 10.4 | 288 | 0.6 | <100 | <50 | <40 | <1.0 | <10 | <5 | <0.002 |
| 23/02/2015 | 13.9 | 7.5 | 10.8 | 443 | 54.7 | 28.1 | 8.7 | 1.3 | 12.7 | 10.6 | 282 | 0.5 | 55 | <20 | <40 | <1.0 | <10 | <5 | 0.003 |
| 15/06/2015 | 14.8 | 7.6 | 2.7 | 446 | 53.3 | 28.0 | 8.8 | 1.3 | 13.1 | 10.9 | 288 | 0.5 | <100 | <50 | <40 | <1.0 | <10 | <5 | <0.002 |
| 05/10/2015 | 15.3 | 7.6 | 2.4 | 439 | 55.6 | 28.4 | 8.6 | 1.1 | 13.1 | 11.0 | 292 | <0.5 | <100 | <50 | <40 | <1.0 | <10 | <5 | 0.002 |
| 22/02/2016 | 13.3 | 7.5 | 3.6 | 440 | 58.1 | 29.2 | 9.5 | 1.5 | 13.0 | 11.8 | 290 | 0.6 | <100 | <50 | <40 | <1.0 | 17 | <5 | <0.002 |
| 13/06/2016 | 14.6 | 7.6 | 2.8 | 450 | 56.7 | 28.7 | 9.0 | 1.3 | 12.6 | 11.9 | 291 | 0.6 | <100 | <50 | 40 | <1.0 | 10 | <5 | 0.010 |
| 03/10/2016 | 14.7 | 7.5 | 2.2 | 445 | 54.3 | 28.0 | 8.7 | 1.3 | 12.3 | 12.2 | 285 | 0.6 | <100 | <50 | <40 | <1.0 | <10 | <5 | 0.002 |
| 08/03/2017 | 13.5 | 7.5 | 3.9 | 428 | 55.6 | 28.3 | 9.1 | 1.3 | 11.8 | 12.7 | 282 | 0.7 | <100 | <50 | <40 | <1.0 | 24 | <5 | 0.002 |
| 19/06/2017 | 15.1 | 7.6 | 2.9 | 444 | 54.6 | 27.9 | 9.1 | 1.3 | 11.6 | 12.9 | 280 | 0.7 | <100 | <50 | <40 | <1.0 | <10 | <5 | <0.002 |
| 18/10/2017 | 14.0 | 7.6 | 2.4 | 446 | 53.5 | 27.9 | 9.3 | 1.7 | 12.0 | 13.4 | 280 | 0.9 | <100 | <50 | <40 | <1.0 | <10 | <5 | <0.002 |
| 27/11/2017 | 13.5 | 7.6 | 2.5 | 442 | 55.9 | 27.6 | 9.0 | 1.3 | 11.3 | 13.2 | 277 | 0.8 | <100 | <50 | <40 | <1.0 | <10 | <5 | 0.003 |
| 07/05/2018 | 14.9 | 7.5 | 3.6 | 439 | 53.3 | 28.1 | 9.1 | 1.3 | 11.2 | 13.5 | 278 | 0.8 | <100 | <50 | <40 | <1.0 | <10 | <5 | 0.004 |
| 09/07/2018 | 15.7 | 7.6 | 2.2 | 438 | 56.0 | 28.1 | 9.2 | 1.4 | 12.1 | 14.0 | 284 | 0.9 | <100 | <50 | <40 | <1.0 | <10 | <5 | <0.002 |
| 08/10/2018 | 14.7 | 7.6 | 2.0 | 444 | 63.8 | 27.4 | 9.3 | 1.3 | 11.8 | 14.0 | 280 | 0.8 | <100 | <50 | <40 | <1.0 | 13 | <5 | <0.002 |
| 18/03/2019 | 13.4 | 7.6 | 3.0 | 442 | 54.9 | 28.2 | 9.5 | 1.3 | 11.6 | 14.2 | 286 | 0.9 | 100 | <50 | 100 | <1.0 | <10 | <5 | <0.002 |
| 08/07/2019 | 15.6 | 7.6 | 2.3 | 738 | 53.7 | 27.7 | 9.3 | 1.3 | 11.9 | 14.5 | 284 | 0.8 | 100 | <50 | 50 | <1.0 | <10 | <5 | <0.002 |
| 28/10/2019 | 14.6 | 7.6 | 2.8 | 440 | 53.3 | 27.8 | 9.7 | 1.3 | 12.2 | 14.9 | 283 | 0.8 | <100 | 60 | <40 | <1.0 | <10 | <5 | <0.002 |
| 06/07/2020 | 16.3 | 7.6 | 4.0 | 447 | NA | NA | NA | NA | 12.0 | 14.6 | 286 | 0.7 | 60 | <20 | <40 | <1.0 | <10 | <5 | <0.002 |
| 26/10/2020 | 14.6 | 7.5 | 2.8 | 442 | 54.6 | 28.5 | 9.8 | 1.3 | 12.4 | 15.9 | 281 | 0.8 | 50 | 20 | <40 | <1.0 | <10 | <5 | <0.002 |

5.21 POZZO 6532 QUINTO DI TREVISO, VIA GIUSTI



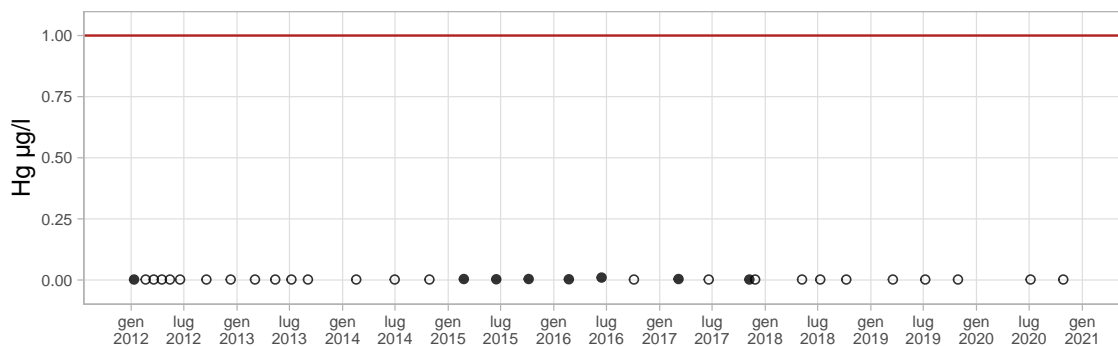
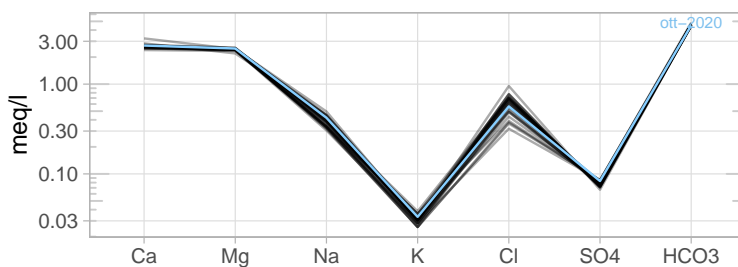
| data | T °C | pH | DO mg/l | CE µS/cm | Ca mg/l | Mg mg/l | Na mg/l | K mg/l | Cl mg/l | SO4 mg/l | HCO3 mg/l | NO3 mg/l | Br µg/l | I µg/l | NH4 µg/l | As µg/l | Fe µg/l | Mn µg/l | Hg µg/l |
|------------|------|-----|---------|----------|---------|---------|---------|--------|---------|----------|-----------|----------|---------|--------|----------|---------|---------|---------|---------|
| 10/01/2012 | 9.3 | 7.6 | 2.1 | 517 | 58.8 | 29.1 | 15.8 | 1.3 | 48.5 | 2.4 | 274 | <0.5 | 228 | <20 | <40 | <1 | <10 | <5 | 1.1 |
| 13/02/2012 | 8.2 | 7.6 | 2.4 | 486 | 57.8 | 28.9 | 15.7 | 1.4 | 45.8 | 2.5 | 275 | <0.5 | 235 | <20 | <40 | <1 | <10 | <5 | 0.007 |
| 12/03/2012 | 13.3 | 7.7 | 2.8 | 506 | 60.0 | 28.6 | 14.9 | 1.3 | 42.6 | 2.5 | 277 | 0.5 | 203 | <20 | <40 | <1 | <10 | <5 | 0.8 |
| 10/04/2012 | 14.1 | 7.6 | 2.9 | 491 | 57.1 | 28.9 | 14.9 | 1.7 | 38.1 | 2.5 | 281 | 0.6 | 185 | <20 | <40 | <1 | <10 | <5 | 0.7 |
| 08/05/2012 | 16.4 | 7.6 | 3.1 | 489 | 57.1 | 28.7 | 15.0 | 1.4 | 39.7 | 2.5 | 284 | 0.6 | 218 | <20 | <40 | <1 | <10 | <5 | 0.8 |
| 12/06/2012 | 17.2 | 7.6 | 2.0 | 510 | 56.9 | 29.2 | 15.9 | 1.3 | 46.7 | 2.4 | 273 | 0.8 | 312 | <20 | <40 | <1 | <10 | <5 | 0.3 |
| 10/09/2012 | 19.0 | 7.6 | 2.3 | 514 | 60.2 | 29.0 | 16.1 | 1.7 | 46.7 | 2.4 | 274 | 0.5 | 260 | <20 | <40 | <1 | <10 | <5 | 0.5 |
| 03/12/2012 | 12.5 | 7.6 | 2.0 | 514 | 58.3 | 28.9 | 15.9 | 1.6 | 48.0 | 2.4 | 273 | 0.5 | 290 | <20 | <40 | <1 | 10 | <5 | 0.5 |
| 25/02/2013 | 11.6 | 7.6 | 2.8 | 508 | 55.6 | 32.3 | 15.0 | 1.2 | 47.4 | 2.5 | 266 | 0.5 | 266 | <20 | <40 | <1.0 | <10 | <5 | 0.4 |
| 06/05/2013 | 17.9 | 7.6 | 0.9 | 527 | 58.2 | 29.4 | 16.9 | 1.5 | 54.1 | 2.4 | 275 | <0.5 | 316 | <20 | <40 | <1.0 | <10 | <5 | 0.7 |
| 01/07/2013 | 17.3 | 7.6 | 1.8 | 513 | 58.6 | 29.3 | 17.0 | 1.4 | 53.5 | 2.3 | 280 | <0.5 | 317 | 21 | <40 | <1.0 | <10 | <5 | 0.7 |
| 02/09/2013 | 18.1 | 7.6 | 2.0 | 524 | 58.9 | 29.5 | 17.3 | 1.6 | 55.1 | 2.4 | 275 | <0.5 | 344 | <20 | <40 | <1.0 | <10 | <5 | 1.3 |
| 28/02/2018 | 12.9 | 7.5 | 3.4 | 496 | 55.6 | 27.5 | 16.5 | 1.4 | 40.9 | 3.6 | 278 | 0.9 | 240 | <50 | <40 | <1.0 | 304 | <5 | 0.2 |
| 07/05/2018 | 14.4 | 7.6 | 2.8 | 510 | 56.1 | 28.8 | 17.8 | 1.5 | 46.8 | 3.4 | 271 | 0.8 | 350 | <50 | <40 | <1.0 | <10 | <5 | 0.5 |
| 09/07/2018 | 15.4 | 7.6 | 3.2 | 522 | 59.9 | 29.1 | 19.3 | 1.5 | 54.2 | 3.3 | 269 | 0.7 | 320 | <50 | <40 | <1.0 | <10 | <5 | 0.2 |
| 08/10/2018 | 14.7 | 7.7 | 2.6 | 526 | 65.9 | 27.3 | 18.2 | 1.4 | 53.0 | 3.3 | 264 | 0.7 | 320 | <50 | <40 | <1.0 | <10 | <5 | 0.2 |
| 18/03/2019 | 13.3 | 7.6 | 4.4 | 498 | 56.9 | 28.6 | 16.9 | 1.4 | 41.4 | 3.8 | 279 | 0.9 | 240 | <50 | <40 | <1.0 | <10 | <5 | 0.2 |
| 08/07/2019 | 15.5 | 7.6 | 2.8 | 540 | 59.0 | 29.6 | 21.1 | 1.7 | 58.9 | 3.3 | 261 | 0.6 | 340 | <50 | <40 | <1.0 | <10 | <5 | 0.3 |
| 28/10/2019 | 14.4 | 7.6 | 3.6 | 520 | 58.9 | 28.7 | 19.2 | 1.5 | 53.0 | 3.7 | 270 | 0.6 | 300 | <50 | <40 | <1.0 | <10 | <5 | 0.2 |
| 06/07/2020 | 16.3 | 7.7 | 2.8 | 545 | NA | NA | NA | NA | 62.2 | 3.7 | 271 | 0.5 | 310 | <20 | <40 | <1.0 | <10 | <5 | 0.2 |
| 26/10/2020 | 14.3 | 7.6 | 2.9 | 547 | 59.6 | 30.4 | 21.5 | 1.5 | 62.2 | 3.7 | 266 | 0.6 | 330 | <20 | <40 | <1.0 | <10 | <5 | 0.2 |

5.22 POZZO 6564 QUINTO DI TREVISO, VIA BRONDI



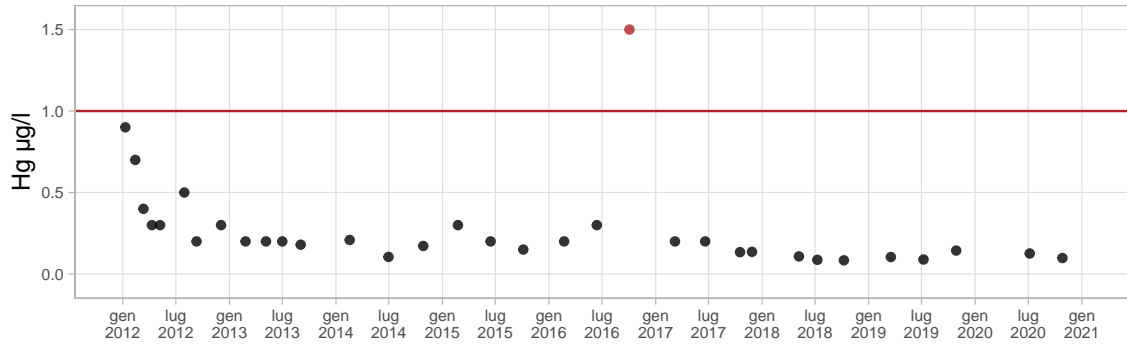
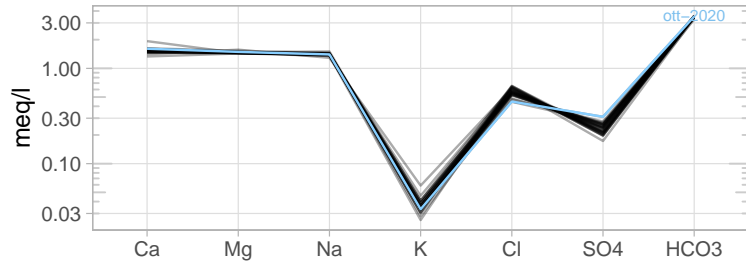
| data | T °C | pH | DO mg/l | CE µS/cm | Ca mg/l | Mg mg/l | Na mg/l | K mg/l | Cl mg/l | SO4 mg/l | HCO3 mg/l | NO3 mg/l | Br µg/l | I µg/l | NH4 µg/l | As µg/l | Fe µg/l | Mn µg/l | Hg µg/l |
|------------|------|-----|---------|----------|---------|---------|---------|--------|---------|----------|-----------|----------|---------|--------|----------|---------|---------|---------|---------|
| 10/01/2012 | 13.5 | 7.8 | 2.8 | 564 | 36.9 | 19.6 | 66.6 | 1.7 | 64.4 | 6.7 | 270 | <0.5 | 318 | 185 | <40 | <1 | 104 | <5 | 0.7 |
| 20/02/2012 | 13.3 | 7.8 | 2.8 | 560 | 37.8 | 20.2 | 68.4 | 1.6 | 66.1 | 6.9 | 268 | <0.5 | 321 | 199 | <40 | <1 | 101 | <5 | 0.8 |
| 12/03/2012 | 13.7 | 7.8 | 3.9 | 565 | 37.8 | 19.4 | 70.2 | 1.2 | 61.0 | 6.6 | 267 | <0.5 | 328 | 195 | <40 | <1 | 104 | <5 | 0.8 |
| 10/04/2012 | 13.6 | 7.8 | 4.1 | 558 | 35.7 | 20.0 | 71.0 | 1.7 | 62.9 | 6.3 | 269 | <0.5 | 329 | 178 | <40 | <1 | 124 | <5 | 0.8 |
| 08/05/2012 | 14.5 | 7.8 | 4.2 | 556 | 36.2 | 19.3 | 68.0 | 1.7 | 65.0 | 6.5 | 265 | <0.5 | 363 | 196 | <40 | <1 | 119 | <5 | 0.6 |
| 12/06/2012 | 15.8 | 7.8 | 3.3 | 561 | 36.3 | 19.6 | 69.5 | 1.8 | 66.7 | 6.7 | 267 | <0.5 | 440 | 231 | 45 | <1 | 96 | <5 | 0.7 |
| 10/09/2012 | 15.5 | 7.8 | 1.9 | 565 | 38.8 | 19.7 | 68.8 | 2.0 | 65.6 | 7.0 | 264 | <0.5 | 366 | 191 | <40 | <1 | 112 | <5 | 1.5 |
| 05/12/2012 | 13.7 | 7.9 | 4.3 | 565 | 36.4 | 18.8 | 68.8 | 2.5 | 63.5 | 6.4 | 219 | <0.5 | 388 | 195 | <40 | <1 | 998 | <5 | 1.3 |
| 18/03/2013 | NA | 7.8 | 1.9 | 566 | 52.3 | 33.3 | 9.9 | 1.6 | 68.5 | 3.4 | 267 | <0.5 | 374 | 187 | <40 | <1.0 | 173 | <5 | 0.9 |
| 06/05/2013 | 14.8 | 7.7 | 2.5 | 557 | 36.1 | 19.2 | 67.3 | 2.3 | 61.9 | 7.3 | 267 | <0.5 | 360 | 184 | <40 | <1.0 | 187 | <5 | 1.5 |
| 01/07/2013 | 15.3 | 7.8 | 3.3 | 541 | 35.4 | 18.6 | 70.0 | 1.8 | 60.0 | 6.9 | 271 | <0.5 | 355 | 178 | <40 | <1.0 | 253 | <5 | 3.2 |
| 02/09/2013 | 14.9 | 7.7 | 2.9 | 549 | 36.5 | 19.4 | 67.5 | 2.0 | 60.5 | 7.9 | 274 | <0.5 | 370 | 191 | 40 | <1.0 | 158 | <5 | 2.5 |
| 17/02/2014 | 13.4 | 7.9 | 8.5 | 550 | 35.5 | 18.7 | 70.4 | 2.1 | 56.0 | 7.8 | 271 | <0.5 | 346 | 186 | 52 | <1.0 | 184 | <5 | 1.8 |
| 30/06/2014 | 15.1 | 7.9 | 7.5 | 551 | 35.1 | 18.5 | 70.8 | 1.8 | 56.5 | 8.5 | 271 | <0.5 | 313 | 169 | <40 | <1.0 | 135 | <5 | 1.8 |
| 27/10/2014 | 14.6 | 7.8 | 4.3 | 537 | 34.5 | 18.3 | 63.3 | 1.9 | 54.9 | 9.3 | 271 | <0.5 | 330 | 150 | <40 | <1.0 | 107 | <5 | 1.3 |
| 23/02/2015 | 13.0 | 8.0 | 12.4 | 539 | 33.9 | 17.8 | 71.5 | 2.0 | 52.5 | 9.8 | 266 | <0.5 | 270 | 155 | 40 | <1.0 | 164 | <5 | 1.2 |
| 15/06/2015 | 16.8 | 7.8 | 5.5 | 538 | 33.0 | 17.8 | 70.6 | 1.8 | 52.4 | 10.4 | 268 | <0.5 | 320 | 150 | <40 | <1.0 | 118 | <5 | 1.0 |
| 05/10/2015 | 15.7 | 7.9 | 4.8 | 536 | 34.2 | 18.0 | 66.2 | 1.7 | 51.4 | 10.4 | 271 | <0.5 | 300 | 140 | <40 | <1.0 | 180 | <5 | 0.8 |
| 22/02/2016 | 11.3 | 8.0 | 6.8 | 528 | 34.3 | 17.8 | 75.6 | 2.1 | 49.9 | 11.2 | 270 | <0.5 | 310 | 130 | <40 | <1.0 | 234 | <5 | 0.7 |
| 13/06/2016 | 15.9 | 7.8 | 4.1 | 545 | 32.9 | 17.2 | 73.6 | 1.5 | 53.2 | 10.8 | 272 | <0.5 | 310 | 160 | <40 | <1.0 | 324 | <5 | 0.9 |
| 03/10/2016 | 17.4 | 7.8 | 2.6 | 535 | 33.2 | 17.6 | 70.2 | 1.8 | 51.5 | 10.6 | 267 | <0.5 | 310 | 170 | <40 | <1.0 | 320 | <5 | 1.9 |
| 08/03/2017 | 11.1 | 7.9 | 6.3 | 514 | 34.5 | 17.3 | 74.8 | 1.9 | 48.5 | 11.4 | 263 | <0.5 | 310 | 140 | <40 | <1.0 | 169 | <5 | 0.7 |
| 20/06/2017 | 19.1 | 7.8 | 5.6 | 536 | 34.5 | 18.1 | 71.1 | 1.8 | 50.6 | 12.0 | 269 | <0.5 | 290 | 130 | <40 | <1.0 | 138 | <5 | 1.5 |
| 17/10/2017 | 16.8 | 7.9 | 4.8 | 545 | 34.2 | 18.4 | 70.1 | 1.9 | 50.0 | 12.0 | 261 | <0.5 | 310 | 150 | <40 | <1.0 | 220 | <5 | 0.6 |
| 27/11/2017 | 10.1 | 7.9 | 5.9 | 533 | 34.5 | 17.5 | 98.7 | 1.9 | 50.5 | 10.9 | 270 | <0.5 | 290 | 140 | <40 | <1.0 | 368 | <5 | 0.5 |
| 07/05/2018 | 16.8 | 7.8 | 4.4 | 531 | 32.8 | 17.9 | 68.7 | 1.8 | 48.9 | 12.0 | 268 | <0.5 | 370 | 160 | <40 | <1.0 | 289 | <5 | 1.0 |
| 09/07/2018 | 23.5 | 7.8 | 3.6 | 528 | 35.6 | 18.5 | 68.7 | 1.8 | 51.2 | 12.5 | 268 | <0.5 | 320 | 150 | <40 | <1.0 | 154 | <5 | 0.5 |
| 09/10/2018 | 17.9 | 7.8 | 3.1 | 534 | 42.1 | 17.9 | 70.2 | 1.7 | 48.5 | 12.5 | 262 | <0.5 | 300 | 150 | <40 | <1.0 | 135 | <5 | 0.4 |
| 18/03/2019 | 12.8 | 7.9 | 7.7 | 533 | 33.9 | 18.0 | 69.7 | 2.1 | 49.1 | 13.3 | 275 | <0.5 | 280 | 150 | <40 | <1.0 | 190 | <5 | 0.5 |
| 08/07/2019 | 19.9 | 7.9 | 3.0 | 522 | 33.7 | 18.2 | 67.2 | 1.8 | 47.6 | 13.3 | 261 | <0.5 | 250 | 130 | <40 | <1.0 | 103 | <5 | 0.6 |
| 28/10/2019 | 15.6 | 8.1 | 5.1 | 522 | 34.9 | 17.6 | 75.5 | 2.0 | 48.1 | 13.9 | 271 | <0.5 | 280 | 130 | <40 | <1.0 | 150 | <5 | 0.8 |
| 06/07/2020 | 17.8 | 7.9 | 4.3 | 528 | NA | NA | NA | NA | 47.8 | 14.0 | 283 | <0.5 | 240 | 210 | <40 | <1.0 | 92 | <5 | 0.5 |
| 26/10/2020 | 15.9 | 7.9 | 2.6 | 517 | 33.8 | 17.4 | 73.1 | 1.8 | 45.1 | 13.9 | 270 | <0.5 | 160 | 120 | <40 | <1.0 | 167 | <5 | 0.9 |

5.23 POZZO 6061 TREVISO, VIA MALEVISTE



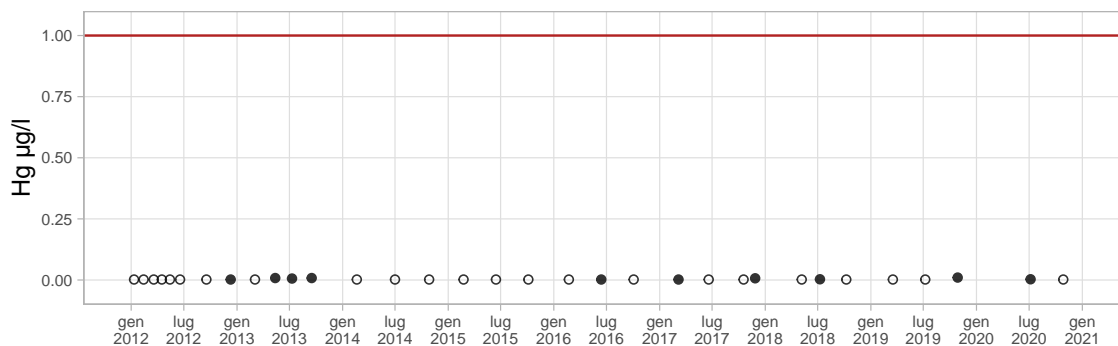
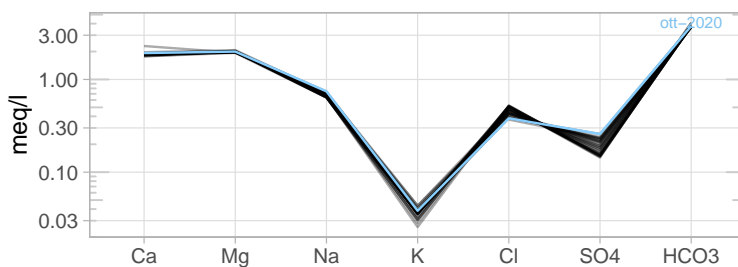
| data | T °C | pH | DO mg/l | CE µS/cm | Ca mg/l | Mg mg/l | Na mg/l | K mg/l | Cl mg/l | SO4 mg/l | HCO3 mg/l | NO3 mg/l | Br µg/l | I µg/l | NH4 µg/l | As µg/l | Fe µg/l | Mn µg/l | Hg µg/l |
|------------|------|-----|---------|----------|---------|---------|---------|--------|---------|----------|-----------|----------|---------|--------|----------|---------|---------|---------|---------|
| 11/01/2012 | 13.1 | 7.6 | 4.3 | 446 | 51.8 | 29.6 | 7.7 | 1.0 | 19.3 | 3.5 | 284 | 3.0 | 72 | <20 | <40 | <1 | <10 | <5 | 0.002 |
| 20/02/2012 | 11.9 | 7.7 | 6.2 | 434 | 51.8 | 29.2 | 7.7 | 1.2 | 15.4 | 4.0 | 283 | 3.9 | 48 | <20 | <40 | <1 | <10 | <5 | <0.002 |
| 19/03/2012 | 13.6 | 7.7 | 5.1 | 431 | 52.2 | 29.3 | 7.4 | 1.0 | 13.3 | 4.1 | 281 | 4.4 | 39 | <20 | <40 | <1 | <10 | <5 | <0.002 |
| 16/04/2012 | 13.3 | 7.7 | 6.4 | 426 | 50.0 | 28.9 | 7.0 | 1.1 | 11.3 | 4.1 | 285 | 4.6 | 28 | <20 | <40 | <1 | <10 | <5 | <0.002 |
| 14/05/2012 | 14.0 | 7.6 | 6.0 | 425 | 50.1 | 29.4 | 7.3 | 1.0 | 12.9 | 4.1 | 295 | 4.3 | 56 | <20 | <40 | <1 | <10 | <5 | <0.002 |
| 18/06/2012 | 14.8 | 7.8 | 5.9 | 429 | 48.0 | 28.4 | 7.8 | 1.4 | 13.8 | 4.0 | 286 | 4.2 | 56 | <20 | 50 | <1 | <10 | <5 | <0.002 |
| 17/09/2012 | 14.3 | 7.6 | 5.9 | 440 | 51.8 | 29.5 | 7.7 | 1.4 | 17.6 | 3.7 | 279 | 3.7 | 74 | <20 | 48 | <1 | <10 | <5 | <0.002 |
| 10/12/2012 | 12.9 | 7.7 | 5.6 | 452 | 51.9 | 29.9 | 7.9 | 1.4 | 21.7 | 3.6 | 281 | 3.0 | 100 | <20 | <40 | <1 | 17 | <5 | <0.002 |
| 04/03/2013 | 13.3 | 7.6 | 4.6 | 439 | 51.0 | 29.2 | 7.7 | 1.1 | 18.2 | 3.7 | 276 | 3.6 | 102 | <20 | <40 | <1.0 | <10 | <5 | <0.002 |
| 13/05/2013 | 14.1 | 7.6 | 4.7 | 431 | 50.0 | 29.3 | 7.5 | 1.1 | 17.2 | 3.8 | 286 | 3.8 | 91 | <20 | <20 | <1.0 | <10 | <5 | <0.002 |
| 08/07/2013 | 14.7 | 7.6 | 4.6 | 438 | 51.1 | 29.4 | 7.7 | 1.1 | 20.5 | 3.7 | 278 | 3.4 | 117 | <20 | <40 | <1.0 | <10 | <5 | <0.002 |
| 03/09/2013 | 14.5 | 7.7 | 5.1 | 450 | 52.7 | 30.3 | 8.5 | 1.5 | 25.3 | 3.4 | 270 | 2.7 | 145 | <20 | <40 | <1.0 | 10 | <5 | <0.002 |
| 17/02/2014 | 13.6 | 7.6 | 5.4 | 453 | 53.0 | 30.4 | 8.8 | 1.4 | 24.9 | 3.5 | 282 | 2.8 | 136 | <20 | <40 | <1.0 | 10 | <5 | <0.002 |
| 30/06/2014 | 15.0 | 7.7 | 5.4 | 464 | 53.5 | 30.6 | 8.9 | 1.2 | 27.4 | 3.4 | 279 | 2.9 | 149 | <20 | <40 | <1.0 | 10 | <5 | <0.002 |
| 28/10/2014 | 13.6 | 7.6 | 7.3 | 445 | 52.0 | 30.0 | 8.0 | 1.1 | 21.8 | 3.7 | 273 | 3.6 | 130 | <50 | <40 | <1.0 | 10 | <5 | <0.002 |
| 24/02/2015 | 13.3 | 7.6 | 7.6 | 452 | 53.1 | 30.0 | 8.7 | 1.2 | 23.9 | 3.5 | 273 | 3.2 | 113 | <20 | <40 | <1.0 | <10 | <5 | 0.004 |
| 16/06/2015 | 14.9 | 7.6 | 4.1 | 452 | 52.2 | 30.2 | 9.0 | 1.2 | 24.7 | 3.5 | 281 | 3.4 | 160 | <50 | <40 | <1.0 | <10 | <5 | 0.003 |
| 06/10/2015 | 13.9 | 7.6 | 4.5 | 445 | 51.8 | 28.6 | 8.5 | 1.0 | 22.3 | 3.6 | 277 | 3.8 | 140 | <50 | <40 | <1.0 | <10 | <5 | 0.004 |
| 22/02/2016 | 13.2 | 7.6 | 5.8 | 439 | 55.1 | 30.9 | 9.3 | 1.3 | 20.0 | 3.8 | 279 | 4.1 | 130 | <50 | <40 | <1.0 | <10 | <5 | 0.003 |
| 14/06/2016 | 14.3 | 7.6 | 4.9 | 463 | 54.1 | 30.8 | 9.1 | 1.2 | 23.8 | 3.6 | 280 | 3.4 | 150 | <50 | <40 | <1.0 | <10 | <5 | 0.010 |
| 04/10/2016 | 14.1 | 7.6 | 4.8 | 454 | 52.9 | 30.0 | 8.9 | 1.2 | 23.4 | 3.6 | 281 | 3.7 | 150 | <50 | <40 | <1.0 | <10 | <5 | <0.002 |
| 07/03/2017 | 13.6 | 7.6 | 4.9 | 427 | 52.8 | 29.6 | 8.6 | 1.2 | 17.5 | 3.8 | 279 | 4.4 | <100 | <50 | <40 | <1.0 | <10 | <5 | 0.004 |
| 19/06/2017 | 14.6 | 7.6 | 4.2 | 455 | 52.3 | 29.8 | 9.3 | 1.2 | 22.9 | 3.5 | 277 | 3.4 | 120 | <50 | <40 | <1.0 | 13 | <5 | <0.002 |
| 07/11/2017 | 13.6 | 7.6 | 5.9 | 454 | 53.0 | 29.7 | 10.1 | 1.1 | 27.5 | 3.4 | 272 | 2.8 | 130 | <50 | <40 | <1.0 | <10 | <5 | 0.002 |
| 27/11/2017 | 13.3 | 7.6 | 3.7 | 463 | 54.6 | 29.8 | 10.3 | 1.2 | 27.1 | 3.4 | 272 | 2.9 | 150 | <50 | <40 | <1.0 | <10 | <5 | <0.002 |
| 08/05/2018 | 14.2 | 7.6 | 4.6 | 450 | 51.4 | 30.1 | 9.5 | 1.2 | 21.5 | 3.7 | 279 | 3.7 | 120 | <50 | <40 | <1.0 | <10 | <5 | <0.002 |
| 10/07/2018 | 14.8 | 7.6 | 4.9 | 456 | 53.4 | 30.0 | 9.7 | 1.2 | 24.8 | 3.6 | 278 | 3.3 | 130 | <50 | 140 | <1.0 | 15 | <5 | <0.002 |
| 08/10/2018 | 14.5 | 7.7 | 3.6 | 477 | 64.7 | 29.9 | 11.4 | 1.2 | 33.8 | 3.2 | 274 | 2.1 | 180 | <50 | <40 | <1.0 | 40 | <5 | <0.002 |
| 18/03/2019 | 12.9 | 7.7 | 5.9 | 458 | 54.0 | 30.2 | 10.5 | 1.2 | 24.9 | 3.5 | 279 | 3.2 | 160 | <50 | <40 | <1.0 | 14 | <5 | <0.002 |
| 08/07/2019 | 14.8 | 7.6 | 4.3 | 453 | 53.8 | 29.9 | 10.3 | 1.2 | 25.3 | 3.6 | 272 | 3.2 | 130 | <50 | <40 | <1.0 | <10 | <5 | <0.002 |
| 29/10/2019 | 13.9 | 7.6 | 4.7 | 453 | 57.0 | 26.7 | 10.4 | 1.3 | 24.4 | 3.7 | 281 | 3.6 | 130 | <50 | <40 | <1.0 | <10 | <5 | <0.002 |
| 06/07/2020 | 15.2 | 7.7 | 6.4 | 460 | NA | NA | NA | NA | 23.5 | 3.8 | 272 | 3.2 | 100 | <20 | <40 | <1.0 | <10 | <5 | <0.002 |
| 27/10/2020 | 14.0 | 7.6 | 4.9 | 447 | 53.9 | 30.3 | 9.7 | 1.3 | 20.0 | 4.0 | 275 | 4.5 | 70 | <20 | <40 | <1.0 | <10 | <5 | <0.002 |

5.24 POZZO 6085 TREVISO, VIA BOIAGO



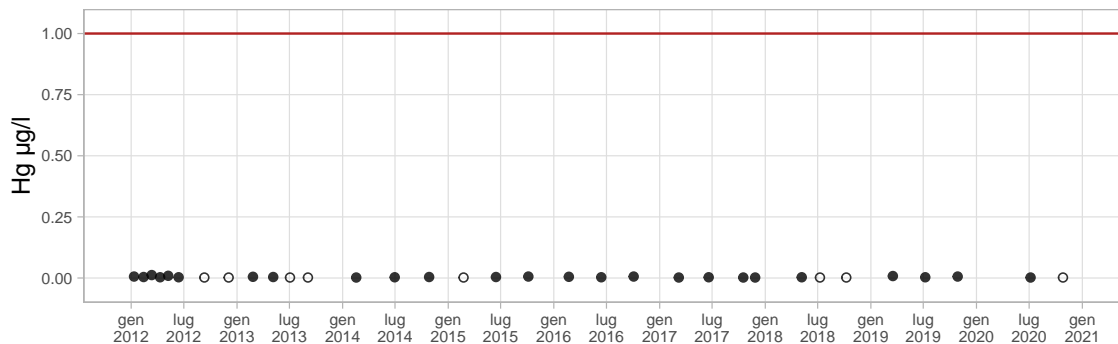
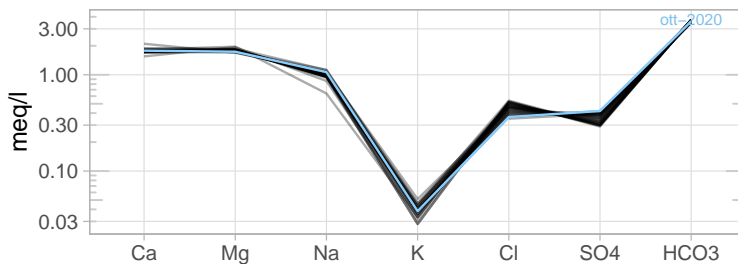
| data | T °C | pH | DO mg/l | CE µS/cm | Ca mg/l | Mg mg/l | Na mg/l | K mg/l | Cl mg/l | SO4 mg/l | HCO3 mg/l | NO3 mg/l | Br µg/l | I µg/l | NH4 µg/l | As µg/l | Fe µg/l | Mn µg/l | Hg µg/l |
|------------|------|-----|---------|----------|---------|---------|---------|--------|---------|----------|-----------|----------|---------|--------|----------|---------|---------|---------|---------|
| 10/01/2012 | 13.7 | 7.9 | 3.4 | 373 | 29.4 | 17.4 | 32.1 | 1.2 | 22.5 | 9.9 | 210 | <0.5 | 118 | 81 | <40 | <1 | 749 | 6 | 0.9 |
| 13/02/2012 | 13.4 | 7.9 | 2.1 | 358 | 26.7 | 17.4 | 32.2 | 1.2 | 23.2 | 10.2 | 212 | <0.5 | 114 | 78 | <40 | <1 | 528 | <5 | 0.7 |
| 12/03/2012 | 14.0 | 8.0 | 3.8 | 377 | 29.7 | 17.8 | 31.0 | 1.0 | 22.7 | 9.5 | 212 | <0.5 | 122 | 81 | <40 | <1 | 728 | 8 | 0.4 |
| 10/04/2012 | 14.6 | 7.9 | 2.6 | 370 | 30.2 | 17.9 | 32.1 | 1.5 | 21.9 | 9.5 | 211 | <0.5 | 119 | 76 | <40 | <1 | 259 | <5 | 0.3 |
| 08/05/2012 | 14.8 | 7.9 | 4.1 | 370 | 29.1 | 17.7 | 31.6 | 1.8 | 22.4 | 9.4 | 215 | <0.5 | 131 | 87 | 50 | 1 | 374 | <5 | 0.3 |
| 30/07/2012 | 16.4 | 7.9 | 2.3 | 369 | 30.7 | 18.1 | 32.6 | 1.2 | 21.8 | 10.2 | 214 | <0.5 | 139 | 87 | <40 | <1 | 283 | <5 | 0.5 |
| 10/09/2012 | 15.4 | 7.9 | 2.7 | 379 | 30.0 | 17.7 | 32.8 | 1.4 | 22.8 | 9.8 | 212 | <0.5 | 152 | 85 | <40 | <1 | 292 | <5 | 0.2 |
| 03/12/2012 | 13.4 | 8.0 | 5.0 | 374 | 30.6 | 17.7 | 32.5 | 1.6 | 23.2 | 9.6 | 216 | <0.5 | 148 | 79 | <40 | <1 | 274 | <5 | 0.3 |
| 25/02/2013 | 13.7 | 7.9 | 3.7 | 365 | 28.2 | 19.1 | 29.6 | 2.3 | 21.8 | 8.3 | 206 | <0.5 | 132 | 73 | <40 | <1.0 | 1300 | 15 | 0.2 |
| 06/05/2013 | 14.9 | 7.9 | 3.6 | 372 | 30.1 | 17.7 | 32.4 | 1.5 | 21.1 | 10.6 | 215 | <0.5 | 132 | 72 | <40 | <1.0 | 256 | <5 | 0.2 |
| 01/07/2013 | 15.5 | 7.9 | 2.1 | 355 | 30.4 | 17.7 | 32.0 | 1.3 | 19.9 | 11.0 | 212 | <0.5 | 125 | 64 | <40 | <1.0 | 248 | <5 | 0.2 |
| 02/09/2013 | 15.4 | 7.9 | 2.7 | 364 | 30.4 | 17.8 | 31.9 | 1.6 | 20.5 | 11.3 | 214 | <0.5 | 137 | 60 | <40 | <1.0 | 184 | <5 | 0.180 |
| 17/02/2014 | 15.0 | 7.9 | 3.0 | 367 | 30.8 | 18.0 | 31.8 | 1.5 | 19.8 | 12.0 | 214 | <0.5 | 124 | 72 | <40 | <1.0 | 188 | <5 | 0.209 |
| 30/06/2014 | 16.0 | 7.9 | 3.1 | 371 | 30.4 | 17.7 | 32.0 | 1.5 | 18.4 | 12.4 | 210 | <0.5 | 112 | 41 | <40 | 1.0 | 204 | <5 | 0.105 |
| 27/10/2014 | 15.1 | 7.9 | 2.2 | 365 | 30.5 | 17.9 | 33.6 | 1.3 | 19.2 | 12.5 | 212 | <0.5 | 130 | 50 | <40 | <1.0 | 143 | <5 | 0.172 |
| 23/02/2015 | 14.0 | 7.9 | 10.1 | 368 | 30.2 | 17.7 | 32.9 | 1.4 | 19.9 | 12.2 | 209 | <0.5 | 106 | 70 | <40 | <1.0 | 360 | <5 | 0.3 |
| 15/06/2015 | 15.7 | 7.9 | 3.1 | 367 | 29.4 | 17.5 | 32.1 | 1.3 | 18.6 | 12.7 | 211 | <0.5 | 120 | 60 | <40 | <1.0 | 132 | <5 | 0.2 |
| 05/10/2015 | 15.4 | 7.9 | 2.5 | 362 | 30.4 | 17.8 | 31.6 | 1.1 | 18.7 | 12.4 | 212 | <0.5 | 130 | 60 | <40 | <1.0 | 115 | <5 | 0.150 |
| 22/02/2016 | 14.5 | 7.9 | 5.2 | 365 | 32.6 | 18.6 | 33.3 | 1.6 | 19.6 | 11.7 | 212 | <0.5 | 140 | 60 | <40 | <1.0 | 228 | <5 | 0.2 |
| 13/06/2016 | 15.6 | 7.9 | 5.1 | 373 | 31.6 | 18.2 | 31.5 | 1.3 | 19.4 | 11.7 | 211 | <0.5 | 130 | 70 | 53 | <1.0 | 149 | <5 | 0.3 |
| 03/10/2016 | 16.0 | 7.8 | 1.5 | 372 | 30.6 | 17.5 | 31.0 | 1.3 | 19.2 | 11.4 | 218 | <0.5 | 130 | 50 | <40 | <1.0 | 536 | <5 | 1.5 |
| 08/03/2017 | 14.8 | 7.9 | 5.1 | 560 | 32.2 | 18.0 | 32.9 | 1.3 | 20.3 | 10.6 | 213 | <0.5 | 130 | 60 | <40 | <1.0 | 161 | <5 | 0.2 |
| 19/06/2017 | 16.0 | 8.0 | 3.1 | 372 | 30.7 | 17.9 | 32.9 | 1.3 | 20.3 | 10.5 | 213 | <0.5 | <100 | 60 | <40 | <1.0 | 100 | <5 | 0.2 |
| 17/10/2017 | 15.8 | 7.9 | 2.5 | 384 | 31.0 | 17.9 | 33.2 | 1.4 | 21.3 | 10.3 | 216 | <0.5 | 140 | <50 | <40 | <1.0 | 90 | <5 | 0.134 |
| 27/11/2017 | 14.5 | 7.9 | 2.3 | 376 | 31.6 | 17.8 | 32.4 | 1.4 | 21.2 | 10.0 | 199 | <0.5 | 120 | <50 | <40 | <1.0 | 76 | <5 | 0.136 |
| 07/05/2018 | 15.7 | 7.9 | 2.3 | 371 | 30.1 | 18.0 | 32.8 | 1.4 | 20.7 | 10.2 | 217 | <0.5 | 130 | 50 | <40 | <1.0 | 70 | <5 | 0.108 |
| 09/07/2018 | 15.9 | 7.9 | 2.4 | 367 | 31.1 | 18.0 | 32.0 | 1.3 | 19.9 | 11.3 | 211 | <0.5 | 120 | 50 | 40 | <1.0 | 99 | <5 | 0.087 |
| 08/10/2018 | 15.6 | 7.9 | 2.8 | 370 | 38.7 | 17.6 | 31.9 | 1.3 | 18.9 | 11.6 | 209 | <0.5 | <100 | 50 | <40 | <1.0 | 117 | <5 | 0.084 |
| 18/03/2019 | 14.6 | 7.9 | 4.4 | 368 | 30.6 | 17.9 | 34.6 | 1.4 | 18.9 | 11.4 | 211 | <0.5 | 120 | 50 | <40 | <1.0 | 60 | <5 | 0.104 |
| 08/07/2019 | 16.7 | 7.9 | 2.4 | 361 | 31.1 | 17.6 | 32.5 | 1.3 | 17.1 | 12.4 | 208 | <0.5 | 110 | 60 | <40 | <1.0 | 44 | <5 | 0.089 |
| 28/10/2019 | 15.0 | 7.9 | 2.6 | 364 | 30.5 | 17.5 | 32.0 | 1.3 | 16.8 | 13.3 | 215 | <0.5 | 100 | 50 | <40 | <1.0 | 114 | <5 | 0.144 |
| 06/07/2020 | 16.0 | 7.9 | 4.3 | 368 | NA | NA | NA | NA | 15.8 | 13.0 | 214 | <0.5 | 100 | 110 | <40 | <1.0 | 110 | <5 | 0.126 |
| 26/10/2020 | 15.2 | 7.9 | 2.8 | 362 | 32.2 | 18.1 | 32.2 | 1.3 | 15.9 | 14.9 | 214 | <0.5 | 100 | 40 | <40 | <1.0 | 105 | <5 | 0.098 |

5.25 POZZO 6383 TREVISO, VIA SELVATICO



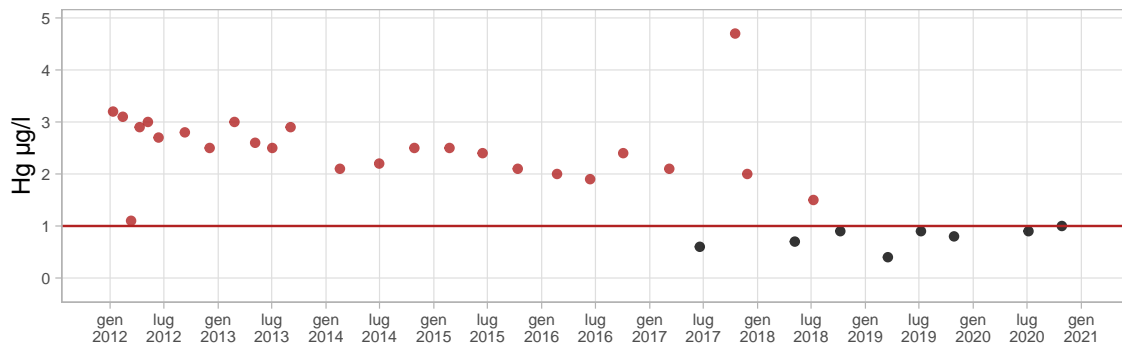
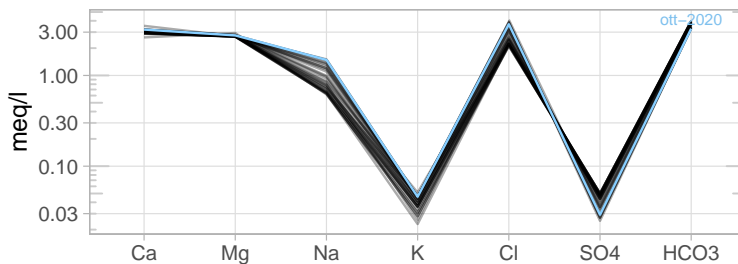
| data | T °C | pH | DO mg/l | CE µS/cm | Ca mg/l | Mg mg/l | Na mg/l | K mg/l | Cl mg/l | SO4 mg/l | HCO3 mg/l | NO3 mg/l | Br µg/l | I µg/l | NH4 µg/l | As µg/l | Fe µg/l | Mn µg/l | Hg µg/l |
|------------|------|-----|---------|----------|---------|---------|---------|--------|---------|----------|-----------|----------|---------|--------|----------|---------|---------|---------|---------|
| 11/01/2012 | 14.5 | 7.9 | 2.4 | 380 | 37.2 | 24.3 | 14.8 | 1.2 | 18.1 | 7.0 | 231 | <0.5 | 96 | <20 | <40 | <1 | <10 | <5 | <0.002 |
| 13/02/2012 | 14.8 | 7.8 | 2.6 | 362 | 37.0 | 24.1 | 14.9 | 1.4 | 18.4 | 7.2 | 228 | <0.5 | 104 | <20 | <40 | <1 | <10 | <5 | <0.002 |
| 19/03/2012 | 14.6 | 7.8 | 3.4 | 381 | 37.1 | 24.4 | 14.7 | 1.2 | 18.0 | 6.9 | 248 | <0.5 | 99 | <20 | <40 | <1 | <10 | <5 | <0.002 |
| 16/04/2012 | 14.6 | 7.8 | 3.0 | 378 | 37.0 | 24.4 | 14.7 | 1.1 | 18.2 | 7.2 | 230 | <0.5 | 98 | <20 | <40 | <1 | <10 | <5 | <0.002 |
| 14/05/2012 | 15.0 | 7.8 | 2.4 | 373 | 36.8 | 24.8 | 14.9 | 1.0 | 18.6 | 7.2 | 231 | <0.5 | 115 | <20 | <40 | <1 | <10 | <5 | <0.002 |
| 18/06/2012 | 15.7 | 7.8 | 1.1 | 374 | 35.6 | 23.5 | 14.6 | 1.2 | 18.4 | 7.1 | 231 | <0.5 | 116 | <20 | <40 | <1 | <10 | <5 | <0.002 |
| 17/09/2012 | 16.1 | 7.8 | 3.1 | 375 | 37.6 | 24.2 | 14.7 | 1.3 | 18.3 | 7.2 | 227 | <0.5 | 109 | <20 | <40 | <1 | <10 | <5 | <0.002 |
| 10/12/2012 | 13.6 | 7.8 | 2.1 | 380 | 37.0 | 24.3 | 14.8 | 1.4 | 18.1 | 7.4 | 231 | <0.5 | 123 | <20 | <40 | <1 | <10 | <5 | 0.002 |
| 04/03/2013 | 14.8 | 7.8 | 1.8 | 382 | 36.4 | 23.8 | 14.8 | 1.4 | 17.4 | 7.4 | 250 | <0.5 | 117 | <20 | <40 | <1.0 | <10 | <5 | <0.002 |
| 13/05/2013 | 15.6 | 7.8 | 2.4 | 369 | 36.7 | 24.3 | 15.0 | 1.4 | 18.1 | 7.6 | 231 | <0.5 | 114 | <20 | <20 | <1.0 | <10 | <5 | 0.008 |
| 10/07/2013 | 15.9 | 7.8 | 1.7 | 368 | 36.8 | 24.1 | 14.8 | 1.4 | 17.3 | 7.5 | 229 | <0.5 | 116 | <20 | <40 | <1.0 | <10 | <5 | 0.006 |
| 16/09/2013 | 15.2 | 7.8 | 5.8 | 372 | 36.9 | 24.4 | 15.1 | 1.4 | 17.1 | 7.5 | 230 | <0.5 | 126 | <20 | <40 | <1.0 | <10 | <5 | 0.008 |
| 19/02/2014 | 14.4 | 7.8 | 3.2 | 374 | 37.2 | 24.4 | 15.1 | 1.4 | 17.0 | 8.0 | 233 | <0.5 | 111 | <20 | <40 | <1.0 | <10 | <5 | <0.002 |
| 01/07/2014 | 16.1 | 7.8 | 2.5 | 379 | 37.3 | 24.4 | 15.5 | 1.4 | 16.9 | 8.0 | 234 | <0.5 | 103 | <20 | <40 | <1.0 | <10 | <5 | <0.002 |
| 27/10/2014 | 15.2 | 7.8 | 2.5 | 373 | 36.9 | 24.3 | 15.1 | 1.4 | 16.9 | 8.4 | 229 | <0.5 | 110 | <50 | <40 | <1.0 | <10 | <5 | <0.002 |
| 23/02/2015 | 14.9 | 7.9 | 14.8 | 376 | 36.9 | 24.1 | 15.9 | 1.7 | 16.6 | 8.5 | 222 | <0.5 | 90 | <20 | <40 | <1.0 | <10 | <5 | <0.002 |
| 15/06/2015 | 16.7 | 7.9 | 3.7 | 375 | 35.6 | 24.0 | 15.8 | 1.4 | 16.3 | 8.8 | 230 | 0.7 | 120 | <50 | <40 | <1.0 | <10 | <5 | <0.002 |
| 05/10/2015 | 15.3 | 7.8 | 3.6 | 368 | 36.7 | 24.3 | 15.6 | 1.3 | 16.0 | 8.8 | 230 | <0.5 | 110 | <50 | <40 | <1.0 | <10 | <5 | <0.002 |
| 22/02/2016 | 14.9 | 7.8 | 3.0 | 372 | 39.4 | 25.2 | 16.5 | 1.6 | 16.2 | 9.2 | 232 | <0.5 | 130 | <50 | <40 | <1.0 | <10 | <5 | <0.002 |
| 13/06/2016 | 15.8 | 7.8 | 4.0 | 380 | 38.2 | 24.7 | 16.1 | 1.5 | 16.1 | 9.2 | 230 | <0.5 | <100 | <50 | 50 | <1.0 | <10 | <5 | 0.002 |
| 03/10/2016 | 16.0 | 7.8 | 3.4 | 378 | 37.4 | 24.0 | 15.8 | 1.4 | 15.7 | 9.5 | 228 | 0.5 | 110 | <50 | <40 | 1.0 | <10 | <5 | <0.002 |
| 07/03/2017 | 15.5 | 7.8 | 3.2 | 363 | 38.3 | 24.2 | 16.3 | 1.4 | 15.4 | 9.9 | 222 | 0.6 | <100 | <50 | <40 | <1.0 | <10 | <5 | 0.002 |
| 19/06/2017 | 16.1 | 7.9 | 2.8 | 376 | 36.9 | 24.0 | 16.3 | 1.4 | 15.2 | 10.1 | 226 | <0.5 | <100 | <50 | <40 | <1.0 | <10 | <5 | <0.002 |
| 18/10/2017 | 15.0 | 7.8 | 3.1 | 383 | 37.2 | 24.0 | 16.3 | 1.5 | 15.2 | 10.3 | 226 | 0.6 | 120 | <50 | <40 | <1.0 | <10 | <5 | <0.002 |
| 27/11/2017 | 13.9 | 7.8 | 3.1 | 378 | 37.9 | 23.9 | 16.3 | 1.6 | 15.1 | 10.2 | 223 | 0.5 | 100 | <50 | <40 | <1.0 | <10 | <5 | 0.007 |
| 07/05/2018 | 16.0 | 7.9 | 3.5 | 373 | 36.1 | 24.3 | 16.7 | 1.7 | 15.1 | 10.4 | 228 | 0.6 | <100 | <50 | <40 | <1.0 | <10 | <5 | <0.002 |
| 09/07/2018 | 16.5 | 7.9 | 2.8 | 373 | 38.0 | 24.2 | 16.4 | 1.5 | 15.2 | 10.8 | 227 | 0.5 | <100 | <50 | <40 | <1.0 | <10 | <5 | 0.003 |
| 08/10/2018 | 16.1 | 7.9 | 2.4 | 377 | 46.0 | 23.6 | 16.6 | 1.4 | 14.6 | 10.8 | 224 | 0.5 | <100 | <50 | <40 | <1.0 | 28 | <5 | <0.002 |
| 18/03/2019 | 14.1 | 7.8 | 4.2 | 375 | 38.1 | 24.2 | 16.6 | 1.5 | 14.5 | 11.0 | 228 | 0.5 | <100 | <50 | <40 | <1.0 | <10 | <5 | <0.002 |
| 08/07/2019 | 16.1 | 7.9 | 2.9 | 369 | 37.7 | 23.9 | 16.6 | 1.5 | 14.0 | 11.2 | 222 | 0.6 | 100 | <50 | <40 | <1.0 | <10 | <5 | <0.002 |
| 28/10/2019 | 15.0 | 7.8 | 2.4 | 373 | 37.2 | 23.7 | 16.7 | 1.4 | 13.8 | 11.5 | 231 | 0.6 | <100 | <50 | <40 | <1.0 | 45 | <5 | 0.010 |
| 06/07/2020 | 15.9 | 7.9 | 4.5 | 377 | NA | NA | NA | NA | 13.1 | 11.2 | 232 | 0.5 | 80 | <20 | <40 | <1.0 | <10 | <5 | 0.003 |
| 27/10/2020 | 15.7 | 7.9 | 3.3 | 372 | 38.6 | 24.3 | 17.1 | 1.5 | 13.5 | 12.4 | 230 | 0.7 | 70 | <20 | <40 | <1.0 | <10 | <5 | <0.002 |

5.26 POZZO 6385 TREVISO, VIA SANT'ANGELO



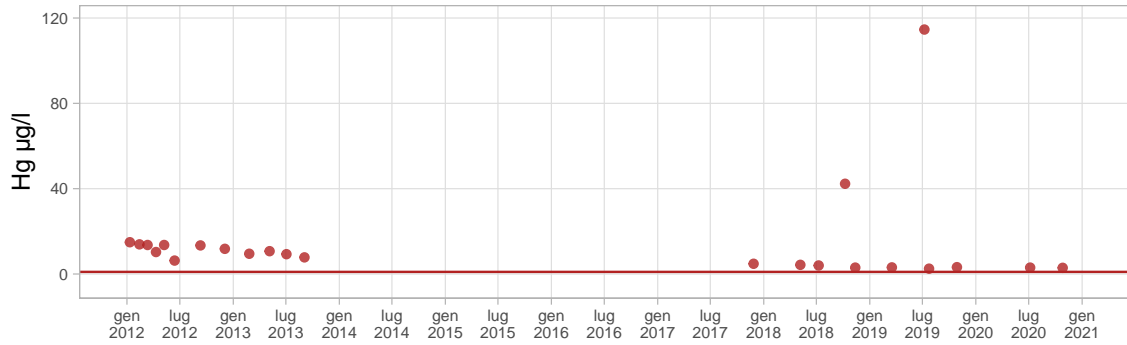
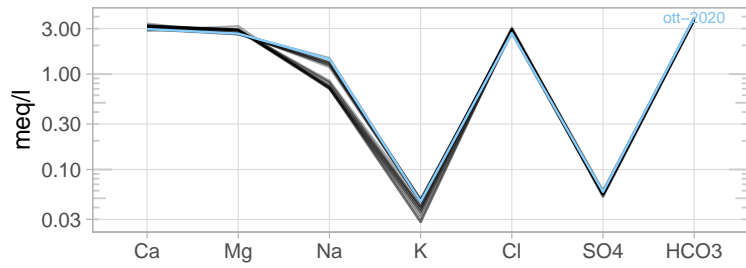
| data | T °C | pH | DO mg/l | CE µS/cm | Ca mg/l | Mg mg/l | Na mg/l | K mg/l | Cl mg/l | SO4 mg/l | HCO3 mg/l | NO3 mg/l | Br µg/l | I µg/l | NH4 µg/l | As µg/l | Fe µg/l | Mn µg/l | Hg µg/l |
|------------|------|-----|---------|----------|---------|---------|---------|--------|---------|----------|-----------|----------|---------|--------|----------|---------|---------|---------|---------|
| 11/01/2012 | 14.6 | 7.8 | 3.1 | 387 | 35.8 | 22.2 | 22.0 | 1.3 | 18.6 | 13.9 | 227 | <0.5 | 96 | <20 | <40 | <1 | 10 | <5 | 0.006 |
| 13/02/2012 | 14.8 | 7.8 | 1.8 | 370 | 36.7 | 23.8 | 14.7 | 1.3 | 18.8 | 14.4 | 224 | <0.5 | 89 | <20 | <40 | <1 | 10 | <5 | 0.004 |
| 12/03/2012 | 14.7 | 7.8 | 2.1 | 389 | 36.1 | 21.9 | 21.4 | 1.1 | 18.4 | 14.3 | 228 | <0.5 | 95 | <20 | <40 | <1 | 42 | <5 | 0.012 |
| 10/04/2012 | 14.7 | 7.8 | 2.5 | 381 | 35.8 | 22.3 | 21.9 | 1.2 | 18.4 | 14.2 | 224 | <0.5 | 96 | <20 | <40 | <1 | 28 | <5 | 0.003 |
| 08/05/2012 | 16.0 | 7.8 | 1.7 | 379 | 34.7 | 22.2 | 21.9 | 1.1 | 18.3 | 14.4 | 228 | <0.5 | 108 | <20 | <40 | <1 | 73 | <5 | 0.009 |
| 13/06/2012 | 16.1 | 7.8 | 1.9 | 388 | 35.1 | 22.1 | 22.2 | 1.7 | 19.1 | 14.4 | 225 | <0.5 | 132 | <20 | <40 | <1 | 28 | <5 | 0.003 |
| 10/09/2012 | 16.1 | 7.8 | 1.7 | 388 | 37.6 | 22.3 | 21.8 | 1.5 | 18.0 | 14.5 | 226 | <0.5 | 111 | <20 | <40 | <1 | 13 | <5 | <0.002 |
| 03/12/2012 | 13.6 | 7.8 | 2.2 | 384 | 35.9 | 22.0 | 21.9 | 1.6 | 17.8 | 14.8 | 227 | <0.5 | 119 | <20 | <40 | <1 | 44 | <5 | <0.002 |
| 25/02/2013 | 14.1 | 8.3 | 1.7 | 382 | 31.1 | 23.6 | 19.8 | 1.3 | 17.4 | 15.0 | 227 | <0.5 | 102 | <20 | <40 | <1.0 | 476 | <5 | 0.005 |
| 06/05/2013 | 13.0 | 7.8 | 1.3 | 384 | 35.3 | 22.1 | 22.1 | 1.5 | 17.3 | 15.1 | 222 | <0.5 | 110 | <20 | <40 | <1.0 | <20 | <5 | 0.004 |
| 03/07/2013 | 15.4 | 7.8 | 1.6 | 368 | 35.4 | 22.0 | 22.2 | 1.5 | 17.1 | 15.4 | 226 | <0.5 | 111 | <20 | <40 | <1.0 | 21 | <5 | <0.002 |
| 03/09/2013 | 16.4 | 7.8 | 2.9 | 378 | 35.7 | 22.1 | 22.5 | 1.8 | 17.7 | 15.5 | 225 | <0.5 | 117 | <20 | <40 | <1.0 | 15 | <5 | <0.002 |
| 17/02/2014 | 15.0 | 7.8 | 2.7 | 379 | 35.8 | 22.2 | 22.5 | 1.7 | 17.0 | 15.8 | 225 | <0.5 | 107 | <20 | <40 | <1.0 | 12 | <5 | 0.002 |
| 30/06/2014 | 15.7 | 7.8 | 3.3 | 384 | 35.0 | 21.7 | 22.5 | 1.4 | 16.3 | 15.6 | 222 | <0.5 | 102 | <20 | <40 | <1.0 | 11 | <5 | 0.003 |
| 27/10/2014 | 14.9 | 7.8 | 1.8 | 378 | 35.2 | 21.9 | 23.1 | 1.5 | 16.7 | 16.3 | 223 | <0.5 | 100 | <50 | <40 | <1.0 | 11 | <5 | 0.004 |
| 23/02/2015 | 14.8 | 7.8 | 5.0 | 378 | 35.2 | 21.8 | 23.1 | 1.6 | 16.4 | 16.4 | 215 | <0.5 | 87 | <20 | <40 | <1.0 | <10 | <5 | <0.002 |
| 15/06/2015 | 16.1 | 7.9 | 2.5 | 381 | 34.0 | 21.6 | 23.1 | 1.4 | 16.3 | 16.9 | 220 | <0.5 | 100 | <50 | <40 | <1.0 | <10 | <5 | 0.004 |
| 05/10/2015 | 15.2 | 7.8 | 2.3 | 374 | 35.7 | 21.8 | 23.0 | 1.4 | 16.1 | 16.7 | 221 | <0.5 | 120 | <50 | <40 | <1.0 | 12 | <5 | 0.006 |
| 22/02/2016 | 14.9 | 7.8 | 2.7 | 375 | 37.5 | 22.7 | 25.8 | 1.7 | 16.4 | 17.5 | 224 | <0.5 | 120 | <50 | <40 | <1.0 | 11 | <5 | 0.005 |
| 13/06/2016 | 15.7 | 7.8 | 3.0 | NA | 36.3 | 22.1 | 23.4 | 1.5 | 15.9 | 17.3 | 222 | <0.5 | <100 | <50 | <40 | <1.0 | 10 | <5 | 0.003 |
| 03/10/2016 | 15.3 | 7.8 | 3.0 | 378 | 35.3 | 21.4 | 22.6 | 1.5 | 15.5 | 17.6 | 219 | <0.5 | 100 | <50 | <40 | <1.0 | <10 | <5 | 0.006 |
| 08/03/2017 | 14.6 | 7.8 | 2.4 | 367 | 36.5 | 21.6 | 24.0 | 1.5 | 15.1 | 18.1 | 211 | <0.5 | 110 | <50 | <40 | <1.0 | 26 | <5 | 0.002 |
| 19/06/2017 | 15.6 | 7.8 | 1.9 | 379 | 34.7 | 21.3 | 23.6 | 1.5 | 14.8 | 18.1 | 219 | <0.5 | <100 | <50 | <40 | <1.0 | <10 | <5 | 0.003 |
| 17/10/2017 | 15.0 | 7.9 | 2.7 | 388 | 34.8 | 21.2 | 24.6 | 2.0 | 15.4 | 18.5 | 211 | <0.5 | 120 | <50 | 59 | <1.0 | 10 | <5 | 0.002 |
| 27/11/2017 | 14.0 | 7.9 | 2.8 | 375 | 35.4 | 21.0 | 24.8 | 1.8 | 14.7 | 18.5 | 215 | <0.5 | <100 | <50 | <40 | <1.0 | <10 | <5 | 0.002 |
| 07/05/2018 | 15.9 | 7.8 | 2.7 | 375 | 33.9 | 21.4 | 23.7 | 1.6 | 13.9 | 18.5 | 223 | <0.5 | <100 | <50 | <40 | <1.0 | <10 | <5 | 0.003 |
| 09/07/2018 | 16.3 | 7.9 | 1.7 | 371 | 35.2 | 21.2 | 24.2 | 1.5 | 14.4 | 19.3 | 218 | <0.5 | <100 | <50 | <40 | <1.0 | 59 | <5 | <0.002 |
| 08/10/2018 | 15.8 | 7.9 | 2.8 | 376 | 42.1 | 20.6 | 24.4 | 1.5 | 14.1 | 19.0 | 214 | <0.5 | <100 | 300 | <40 | <1.0 | <10 | <5 | <0.002 |
| 18/03/2019 | 14.3 | 7.8 | 3.7 | 375 | 35.4 | 21.3 | 25.8 | 1.6 | 13.7 | 19.3 | 215 | <0.5 | <100 | <50 | <40 | <1.0 | 10 | <5 | 0.008 |
| 08/07/2019 | 16.2 | 7.8 | 2.2 | 367 | 34.9 | 20.9 | 24.3 | 1.5 | 13.3 | 19.3 | 217 | <0.5 | <100 | <50 | <40 | <1.0 | <10 | <5 | 0.003 |
| 28/10/2019 | 15.2 | 7.8 | 2.2 | 373 | 34.6 | 20.8 | 24.1 | 1.5 | 13.1 | 19.5 | 220 | <0.5 | <100 | <50 | <40 | <1.0 | 10 | <5 | 0.006 |
| 06/07/2020 | 16.5 | 7.8 | 3.6 | 377 | NA | NA | NA | NA | 12.4 | 18.9 | 215 | <0.5 | 80 | 60 | <40 | <1.0 | <10 | <5 | 0.002 |
| 26/10/2020 | 15.1 | 7.8 | 2.4 | 370 | 35.7 | 21.1 | 24.5 | 1.5 | 12.9 | 20.2 | 219 | <0.5 | 80 | <20 | <40 | <1.0 | <10 | <5 | <0.002 |

5.27 POZZO 6386 TREVISO, VIA CANIZZANO



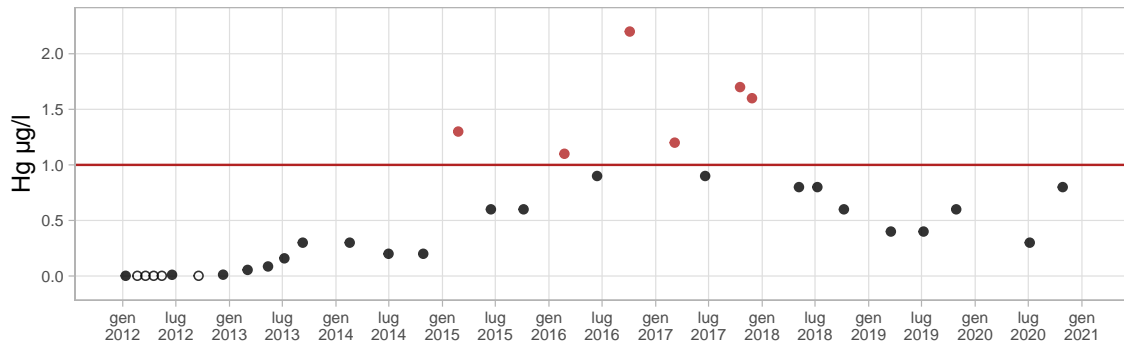
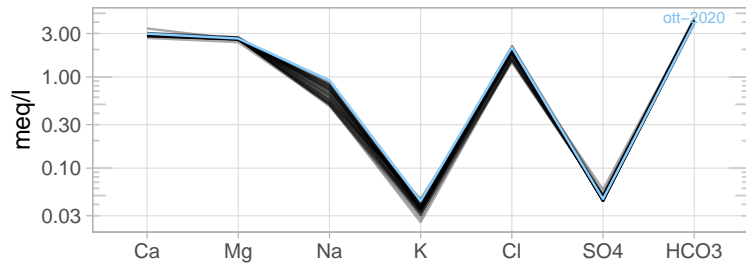
| data | T °C | pH | DO mg/l | CE µS/cm | Ca mg/l | Mg mg/l | Na mg/l | K mg/l | Cl mg/l | SO4 mg/l | HCO3 mg/l | NO3 mg/l | Br µg/l | I µg/l | NH4 µg/l | As µg/l | Fe µg/l | Mn µg/l | Hg µg/l |
|------------|------|-----|---------|----------|---------|---------|---------|--------|---------|----------|-----------|----------|---------|--------|----------|---------|---------|---------|---------|
| 11/01/2012 | 13.3 | 7.6 | 2.7 | 557 | 58.5 | 32.6 | 14.5 | 1.2 | 75.0 | 2.4 | 242 | 0.7 | 382 | 85 | <40 | <1 | 19.5 | <5 | 3.2 |
| 13/02/2012 | 14.1 | 7.6 | 5.2 | 538 | 60.3 | 33.2 | 15.2 | 1.3 | 75.4 | 2.4 | 237 | 0.7 | 438 | 99 | <40 | <1 | <10 | <5 | 3.1 |
| 12/03/2012 | 14.0 | 7.6 | 3.5 | 561 | 59.5 | 32.3 | 14.5 | 0.9 | 78.0 | 2.4 | 240 | 0.7 | 408 | 85 | <40 | <1 | <10 | <5 | 1.1 |
| 10/04/2012 | 14.0 | 7.6 | 2.6 | 555 | 59.0 | 32.6 | 14.6 | 1.1 | 74.8 | 2.4 | 236 | 0.7 | 418 | 90 | <40 | <1 | 340 | <5 | 2.9 |
| 08/05/2012 | 15.4 | 7.7 | 1.7 | 550 | 57.7 | 32.8 | 14.8 | 1.1 | 77.5 | 2.2 | 244 | 0.7 | 452 | 103 | <40 | <1 | 17 | <5 | 3.0 |
| 13/06/2012 | 15.6 | 7.7 | 2.5 | 562 | 57.6 | 32.8 | 15.6 | 1.6 | 79.0 | 2.4 | 243 | 0.8 | 551 | 104 | <40 | <1 | <10 | <5 | 2.7 |
| 10/09/2012 | 15.3 | 7.6 | 2.6 | 561 | 61.4 | 32.8 | 15.0 | 1.4 | 80.0 | 2.3 | 238 | 1.0 | 461 | 97 | <40 | <1 | <10 | <5 | 2.8 |
| 03/12/2012 | 13.9 | 7.6 | 2.0 | 562 | 59.2 | 32.7 | 15.1 | 1.4 | 79.0 | 2.3 | 242 | 0.8 | 494 | 74 | <40 | <1 | 10 | <5 | 2.5 |
| 25/02/2013 | 13.5 | 7.6 | 1.7 | 567 | 52.6 | 35.7 | 14.2 | 1.2 | 78.2 | 2.3 | 231 | 0.6 | 472 | 85 | <40 | <1.0 | <10 | <5 | 3.0 |
| 06/05/2013 | 14.3 | 7.6 | 1.6 | 570 | 58.7 | 32.9 | 16.2 | 1.4 | 80.4 | 2.3 | 237 | 0.6 | 507 | 88 | <40 | <1.0 | <10 | <5 | 2.6 |
| 03/07/2013 | 15.5 | 7.6 | 1.9 | 554 | 59.0 | 32.7 | 16.4 | 1.4 | 85.0 | 2.3 | 238 | 0.6 | 508 | 78 | <40 | <1.0 | <10 | <5 | 2.5 |
| 03/09/2013 | 14.8 | 7.6 | 3.0 | 569 | 59.3 | 33.0 | 16.9 | 1.8 | 80.2 | 2.2 | 231 | 0.6 | 551 | 67 | <40 | <1.0 | 10 | <5 | 2.9 |
| 17/02/2014 | 14.0 | 7.6 | 2.4 | 569 | 59.4 | 33.2 | 17.1 | 1.8 | 79.2 | 2.4 | 234 | 0.70 | 503 | 38 | <40 | <1.0 | <10 | <5 | 2.1 |
| 30/06/2014 | 15.2 | 7.6 | 2.7 | 586 | 60.1 | 33.2 | 18.1 | 1.5 | 88.0 | 2.1 | 231 | 0.6 | 519 | 42 | <40 | <1.0 | 14 | <5 | 2.2 |
| 27/10/2014 | 14.2 | 7.6 | 1.8 | 583 | 58.6 | 32.5 | 17.8 | 1.4 | 88.1 | 2.1 | 232 | 0.6 | 540 | <50 | <40 | <1.0 | <10 | <5 | 2.5 |
| 23/02/2015 | 13.4 | 7.7 | 4.4 | 591 | 60.0 | 33.0 | 19.7 | 2.0 | 94.1 | 2.1 | 224 | 0.5 | 534 | 36 | <40 | <1.0 | 60 | <5 | 2.5 |
| 15/06/2015 | 15.8 | 7.6 | 2.7 | 587 | 58.4 | 32.8 | 19.4 | 1.5 | 90.6 | 2.2 | 233 | 0.70 | 580 | <50 | <40 | <1.0 | <10 | <5 | 2.4 |
| 12/10/2015 | 14.7 | 7.7 | 2.3 | 587 | 61.6 | 33.8 | 18.3 | 1.0 | 88.4 | 2.1 | 229 | <0.5 | 560 | <50 | <40 | <1.0 | <10 | <5 | 2.1 |
| 22/02/2016 | 13.4 | 7.6 | 2.1 | 589 | 63.1 | 34.3 | 21.2 | 1.8 | 91.4 | 2.1 | 227 | 0.6 | 620 | <50 | <40 | <1.0 | <10 | <5 | 2.0 |
| 13/06/2016 | 14.5 | 7.6 | 2.2 | 613 | 62.3 | 33.9 | 22.8 | 1.6 | 101.0 | 2.0 | 222 | 0.5 | 640 | <50 | 60 | <1.0 | <10 | <5 | 1.9 |
| 03/10/2016 | 14.2 | 7.6 | 1.8 | 618 | 61.6 | 33.2 | 22.3 | 1.5 | 103.3 | 1.9 | 221 | <0.5 | 670 | 70 | <40 | <1.0 | <10 | <5 | 2.4 |
| 08/03/2017 | 13.9 | 7.6 | 3.1 | 615 | 64.2 | 33.7 | 25.3 | 1.6 | 111.5 | 1.7 | 213 | <0.5 | 690 | 250 | <40 | <1.0 | <10 | <5 | 2.1 |
| 19/06/2017 | 14.9 | 7.7 | 1.9 | 647 | 62.7 | 33.4 | 26.6 | 1.7 | 112.0 | 1.6 | 212 | <0.5 | 700 | 310 | <40 | <1.0 | <10 | <5 | 0.6 |
| 17/10/2017 | 13.8 | 7.7 | 2.1 | 646 | 60.5 | 33.2 | 27.5 | 1.8 | 116.0 | 1.8 | 220 | 0.5 | 710 | 200 | <40 | <1.0 | <10 | <5 | 4.7 |
| 27/11/2017 | 13.6 | 7.7 | 1.9 | 643 | 63.3 | 33.1 | 27.6 | 1.8 | 115.2 | 1.7 | 208 | <0.5 | 720 | 300 | <40 | <1.0 | <10 | <5 | 2.0 |
| 07/05/2018 | 14.5 | 7.6 | 2.5 | 663 | 61.8 | 33.5 | 28.9 | 1.8 | 124.0 | 1.4 | 203 | <0.5 | 810 | 360 | <40 | <1.0 | 13 | <5 | 0.7 |
| 09/07/2018 | 15.1 | 7.7 | 1.8 | 671 | 64.6 | 33.6 | 30.3 | 1.7 | 136.0 | 1.3 | 203 | <0.5 | 870 | 350 | <40 | <1.0 | 91 | <5 | 1.5 |
| 08/10/2018 | 14.9 | 7.7 | 1.6 | 673 | 70.6 | 32.8 | 31.2 | 1.7 | 138.2 | 1.3 | 200 | <0.5 | 870 | 360 | <40 | <1.0 | 62 | <5 | 0.9 |
| 18/03/2019 | 13.7 | 7.7 | 2.9 | 679 | 64.0 | 33.6 | 33.6 | 1.8 | 136.3 | 1.2 | 206 | <0.5 | 820 | 360 | <40 | <1.0 | 125 | <5 | 0.4 |
| 08/07/2019 | 15.3 | 7.7 | 2.3 | 658 | 64.3 | 32.9 | 31.8 | 1.8 | 127.2 | 1.4 | 207 | <0.5 | 740 | 320 | <40 | <1.0 | 44 | <5 | 0.9 |
| 28/10/2019 | 14.3 | 7.6 | 2.6 | 655 | 63.2 | 32.4 | 34.6 | 1.8 | 131.2 | 1.3 | 208 | <0.5 | 810 | 330 | <40 | <1.0 | 42 | <5 | 0.8 |
| 06/07/2020 | 15.2 | 7.7 | 4.9 | 685 | NA | NA | NA | NA | 146.0 | 1.6 | 206 | <0.5 | 780 | 440 | <40 | <1.0 | 50 | <5 | 0.9 |
| 27/10/2020 | 14.6 | 7.7 | 2.8 | 662 | 64.2 | 33.6 | 34.1 | 1.8 | 130.1 | 1.4 | 200 | <0.5 | 750 | 290 | <40 | <1.0 | 22 | <5 | 1.0 |

5.28 POZZO 6438 TREVISO, VIA DELL'ISOLA



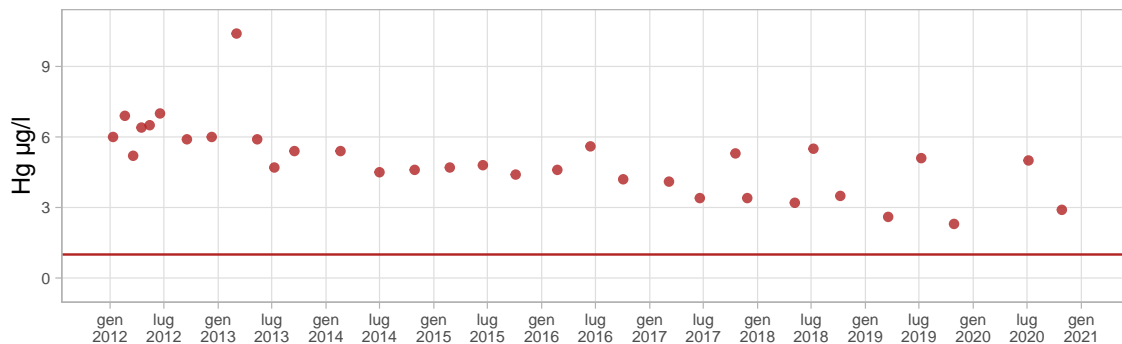
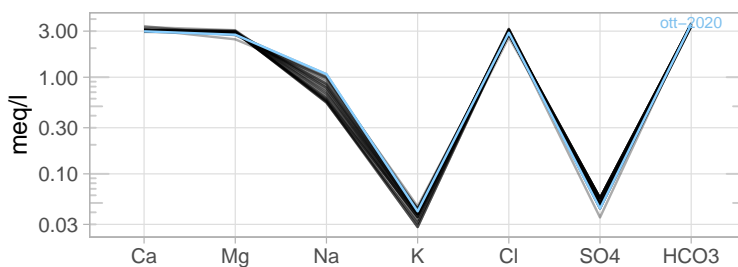
| data | T °C | pH | DO mg/l | CE µS/cm | Ca mg/l | Mg mg/l | Na mg/l | K mg/l | Cl mg/l | SO4 mg/l | HCO3 mg/l | NO3 mg/l | Br µg/l | I µg/l | NH4 µg/l | As µg/l | Fe µg/l | Mn µg/l | Hg µg/l |
|------------|------|-----|---------|----------|---------|---------|---------|--------|---------|----------|-----------|----------|---------|--------|----------|---------|---------|---------|---------|
| 11/01/2012 | 13.9 | 7.7 | 2.5 | 615 | 63.7 | 35.5 | 16.2 | 1.3 | 100.0 | 2.6 | 229 | 0.7 | 527 | 197 | <40 | <1 | 10 | <5 | 14.9 |
| 13/02/2012 | 14.0 | 7.6 | 2.2 | 591 | 64.6 | 35.7 | 16.6 | 1.4 | 102.0 | 2.7 | 231 | <0.5 | 507 | 203 | <40 | <1 | 10 | <5 | 13.9 |
| 12/03/2012 | 13.8 | 7.7 | 2.6 | 619 | 64.5 | 34.7 | 16.1 | 1.1 | 102.0 | 2.7 | 235 | <0.5 | 530 | 223 | <40 | <1 | 128 | <5 | 13.6 |
| 10/04/2012 | 13.8 | 7.7 | 4.8 | 611 | 63.9 | 35.4 | 16.4 | 1.2 | 100.0 | 2.7 | 233 | <0.5 | 546 | 203 | <40 | <1 | 87 | <5 | 10.3 |
| 08/05/2012 | 14.7 | 7.7 | 1.9 | 607 | 62.9 | 35.2 | 16.6 | 1.1 | 104.0 | 2.7 | 236 | <0.5 | 589 | 225 | <40 | <1 | 23 | <5 | 13.6 |
| 13/06/2012 | 14.7 | 7.7 | 4.2 | 618 | 62.7 | 35.5 | 17.0 | 1.5 | 101.5 | 2.7 | 235 | <0.5 | 700 | 249 | <40 | <1 | 13 | <5 | 6.3 |
| 10/09/2012 | 14.9 | 7.6 | 2.2 | 619 | 65.1 | 35.0 | 17.1 | 1.5 | 105.2 | 2.6 | 231 | <0.5 | 596 | 248 | <40 | <1 | 65 | <5 | 13.4 |
| 03/12/2012 | 13.4 | 7.6 | 5.7 | 621 | 63.7 | 35.1 | 17.4 | 1.6 | 105.5 | 2.7 | 230 | <0.5 | 647 | 258 | <40 | <1 | 68 | <5 | 11.8 |
| 25/02/2013 | 13.5 | 7.8 | 5.5 | 618 | 56.8 | 38.6 | 16.2 | 1.4 | 95.0 | 2.6 | 226 | <0.5 | 647 | 285 | <40 | <1.0 | 88 | <5 | 9.5 |
| 06/05/2013 | 14.2 | 7.7 | 1.6 | 620 | 62.8 | 35.2 | 18.5 | 1.6 | 102.5 | 2.6 | 227 | <0.5 | 633 | 298 | <40 | <1.0 | 119 | <5 | 10.7 |
| 03/07/2013 | 15.0 | 7.6 | 4.3 | 607 | 63.0 | 35.0 | 18.9 | 1.6 | 109.0 | 2.7 | 236 | <0.5 | 636 | 293 | <40 | <1.0 | 154 | <5 | 9.3 |
| 03/09/2013 | 14.4 | 7.6 | 2.6 | 620 | 63.2 | 35.2 | 19.5 | 1.8 | 98.8 | 2.5 | 222 | <0.5 | 683 | 343 | <40 | <1.0 | 572 | <5 | 7.8 |
| 27/11/2017 | 12.7 | 7.7 | 1.8 | 621 | 61.0 | 32.6 | 28.8 | 1.8 | 102.7 | 2.5 | 222 | <0.5 | 600 | 250 | <40 | <1.0 | 785 | <5 | 4.8 |
| 07/05/2018 | 14.9 | 7.7 | 5.4 | 620 | 58.5 | 33.1 | 27.2 | 1.8 | 98.0 | 2.8 | 233 | <0.5 | 850 | 220 | <40 | <1.0 | 698 | <5 | 4.3 |
| 09/07/2018 | 16.7 | 7.7 | 2.6 | 616 | 61.4 | 32.9 | 28.3 | 1.8 | 105.1 | 2.7 | 233 | <0.5 | 640 | 210 | 48 | <1.0 | 260 | <5 | 4.0 |
| 08/10/2018 | 14.9 | 7.7 | 1.7 | 623 | 67.7 | 32.0 | 29.1 | 1.8 | 103.0 | 2.6 | 228 | <0.1 | 680 | 230 | <40 | <1.0 | 488 | <5 | 42.3 |
| 12/11/2018 | NA | NA | NA | NA | NA | NA | NA | NA | NA | NA | NA | NA | NA | NA | NA | NA | NA | NA | 3.0 |
| 18/03/2019 | 13.7 | 7.6 | 2.1 | 616 | 59.8 | 32.7 | 30.3 | 1.9 | 102.4 | 2.7 | 233 | <0.5 | 610 | 200 | <40 | <1.0 | 80 | <5 | 3.1 |
| 08/07/2019 | 15.4 | 7.7 | 2.6 | 611 | 59.8 | 31.8 | 30.5 | 1.9 | 96.3 | 2.7 | 230 | <0.5 | 570 | 200 | 390 | 1.9 | 1820 | <5 | 114.6 |
| 24/07/2019 | 16.6 | 7.6 | 1.4 | 639 | 60.4 | 32.7 | 30.4 | 1.9 | 98.8 | 2.7 | 231 | <0.5 | 540 | 190 | 40 | <1.0 | 71 | <5 | 2.5 |
| 28/10/2019 | 14.1 | 7.8 | 5.5 | 606 | 58.9 | 31.7 | 33.8 | 1.8 | 101.2 | 2.7 | 236 | <0.5 | 590 | 210 | <40 | <1.0 | 420 | <5 | 3.2 |
| 06/07/2020 | 15.5 | 7.7 | 4.7 | 622 | NA | NA | NA | NA | 106.2 | 2.9 | 232 | <0.5 | 560 | 290 | <40 | <1.0 | 110 | <5 | 3.0 |
| 26/10/2020 | 14.4 | 7.7 | 2.6 | 614 | 59.3 | 32.3 | 33.0 | 1.8 | 95.2 | 2.8 | 238 | <0.5 | 570 | 190 | <40 | <1.0 | 1180 | <5 | 2.9 |

5.29 POZZO 6488 TREVISO, VIA COMUNALE SAN VITALE



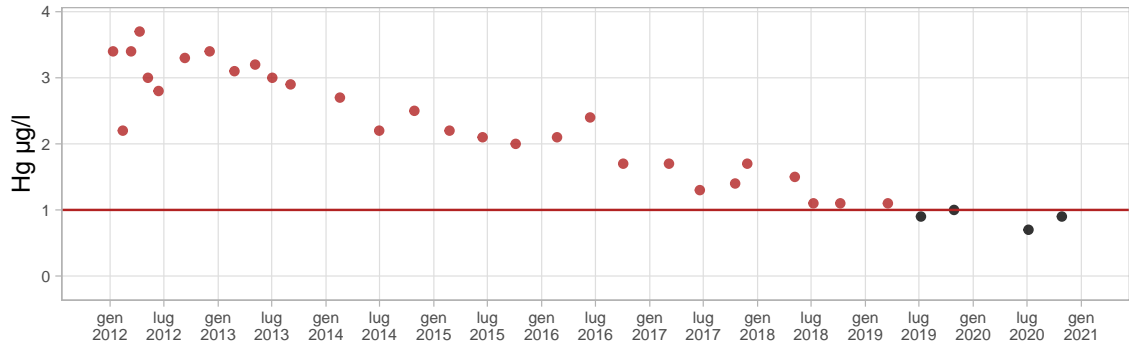
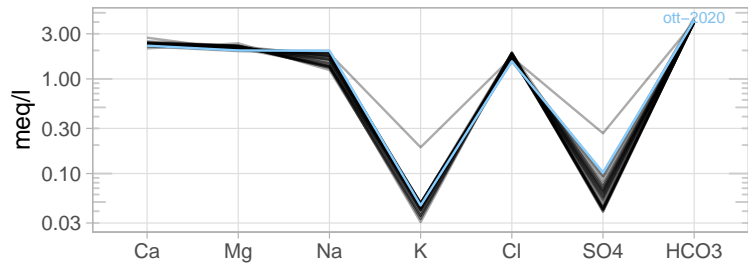
| data | T °C | pH | DO mg/l | CE µS/cm | Ca mg/l | Mg mg/l | Na mg/l | K mg/l | Cl mg/l | SO4 mg/l | HCO3 mg/l | NO3 mg/l | Br µg/l | I µg/l | NH4 µg/l | As µg/l | Fe µg/l | Mn µg/l | Hg µg/l |
|------------|------|-----|---------|----------|---------|---------|---------|--------|---------|----------|-----------|----------|---------|--------|----------|---------|---------|---------|---------|
| 11/01/2012 | 13.3 | 7.6 | 3.9 | 516 | 56.7 | 31.6 | 11.5 | 1.1 | 55.5 | 2.3 | 254 | <0.5 | 283 | <20 | <40 | <1 | <10 | <5 | 0.002 |
| 20/02/2012 | 12.8 | 7.7 | 4.4 | 514 | 56.4 | 31.2 | 12.0 | 1.8 | 56.0 | 2.3 | 258 | <0.5 | 275 | <20 | <40 | <1 | <10 | <5 | <0.002 |
| 19/03/2012 | 13.6 | 7.6 | 2.7 | 516 | 53.7 | 29.3 | 11.4 | 1.0 | 54.8 | 2.4 | 256 | <0.5 | 290 | <20 | <40 | <1 | <10 | <5 | <0.002 |
| 16/04/2012 | 13.6 | 7.6 | 4.4 | 510 | 56.3 | 31.3 | 11.6 | 1.2 | 52.1 | 2.3 | 273 | <0.5 | 273 | <20 | <40 | <1 | <10 | <5 | <0.002 |
| 14/05/2012 | 14.2 | 7.7 | 5.5 | 503 | 55.8 | 31.6 | 11.8 | 1.4 | 52.3 | 2.4 | 264 | 0.5 | 305 | <20 | 45 | <1 | <10 | <5 | <0.002 |
| 18/06/2012 | 14.6 | 7.7 | 2.4 | 510 | 56.9 | 31.7 | 11.0 | 1.3 | 55.5 | 2.3 | 258 | <0.5 | 320 | <20 | <40 | <1 | <10 | <5 | 0.011 |
| 17/09/2012 | 14.4 | 7.6 | 1.3 | 517 | 57.1 | 31.4 | 12.1 | 1.2 | 56.5 | 2.4 | 256 | <0.5 | 287 | <20 | <40 | <1 | <10 | <5 | <0.002 |
| 10/12/2012 | 13.1 | 7.6 | 4.4 | 529 | 57.3 | 31.9 | 12.4 | 1.3 | 61.6 | 2.3 | 254 | <0.5 | 370 | <20 | <40 | <1 | <10 | <5 | 0.012 |
| 04/03/2013 | 12.7 | 7.7 | 4.0 | 526 | 56.6 | 31.4 | 12.9 | 1.6 | 61.3 | 2.3 | 252 | <0.5 | 378 | <20 | <40 | <1.0 | 10 | <5 | 0.055 |
| 13/05/2013 | 14.0 | 7.6 | 1.8 | 523 | 60.8 | 33.0 | 13.0 | 1.7 | 65.0 | 2.5 | 256 | <0.5 | 379 | <20 | <20 | <1.0 | 13 | <5 | 0.086 |
| 08/07/2013 | 14.9 | 7.6 | 2.0 | 523 | 57.1 | 31.7 | 12.9 | 1.3 | 64.0 | 2.3 | 252 | <0.5 | 393 | <20 | <40 | <1.0 | 11 | <5 | 0.159 |
| 09/09/2013 | 15.1 | 7.6 | 4.0 | 515 | 58.0 | 32.3 | 13.4 | 1.3 | 61.7 | 2.8 | 255 | <0.5 | 405 | <20 | <40 | <1.0 | 13 | <5 | 0.3 |
| 17/02/2014 | 13.8 | 7.6 | 2.3 | 539 | 58.4 | 32.5 | 14.1 | 1.7 | 62.3 | 2.3 | 250 | <0.5 | 412 | <20 | 57 | <1.0 | 25 | <5 | 0.3 |
| 30/06/2014 | 14.6 | 7.6 | 4.2 | 546 | 58.5 | 32.5 | 14.3 | 1.4 | 66.8 | 2.1 | 249 | 0.5 | 392 | <20 | <40 | <1.0 | 26 | <5 | 0.2 |
| 27/10/2014 | 13.7 | 7.6 | 1.8 | 544 | 58.0 | 32.4 | 14.3 | 1.3 | 67.6 | 2.2 | 249 | <0.5 | 450 | <20 | <40 | <1.0 | 11 | 13 | 0.2 |
| 24/02/2015 | 13.5 | 7.7 | 5.8 | 545 | 58.6 | 32.3 | 15.0 | 1.4 | 67.3 | 2.2 | 247 | <0.5 | 392 | <20 | <40 | <1.0 | 90 | <5 | 1.3 |
| 16/06/2015 | 14.4 | 7.6 | 1.9 | 543 | 59.3 | 32.7 | 15.5 | 1.4 | 67.8 | 2.1 | 251 | <0.5 | 430 | <20 | <40 | <1.0 | 35 | <5 | 0.6 |
| 06/10/2015 | 14.2 | 7.6 | 1.7 | 545 | 57.4 | 31.3 | 15.2 | 1.2 | 70.8 | 2.1 | 246 | <0.5 | 440 | <20 | <40 | <1.0 | 20 | <5 | 0.6 |
| 23/02/2016 | 13.6 | 7.6 | 3.0 | 537 | 60.8 | 33.1 | 16.4 | 1.6 | 66.5 | 2.2 | 256 | <0.5 | 430 | <20 | 40 | <1.0 | <10 | <5 | 1.1 |
| 14/06/2016 | 14.8 | 7.7 | 1.9 | 557 | 59.8 | 33.0 | 16.3 | 1.4 | 73.1 | 2.2 | 246 | <0.5 | 450 | <20 | <40 | <1.0 | 27 | <5 | 0.9 |
| 04/10/2016 | 14.2 | 7.6 | 1.6 | 552 | 57.9 | 32.1 | 16.4 | 1.5 | 73.3 | 2.1 | 244 | <0.5 | 460 | <20 | <40 | <1.0 | 24 | <5 | 2.2 |
| 07/03/2017 | 13.9 | 7.6 | 3.1 | 526 | 59.8 | 32.1 | 17.0 | 1.4 | 71.1 | 2.2 | 246 | <0.5 | 430 | <20 | <40 | <1.0 | <10 | <5 | 1.2 |
| 19/06/2017 | 15.3 | 7.7 | 2.1 | 543 | 57.6 | 31.6 | 17.0 | 1.4 | 68.5 | 2.1 | 246 | <0.5 | 380 | <20 | <40 | <1.0 | <10 | <5 | 0.9 |
| 17/10/2017 | 14.1 | 7.7 | 4.7 | 558 | 56.5 | 31.7 | 17.5 | 1.4 | 69.5 | 2.2 | 243 | <0.5 | 440 | <20 | <40 | <1.0 | <10 | <5 | 1.7 |
| 27/11/2017 | 13.5 | 7.7 | 2.7 | 550 | 59.2 | 31.7 | 17.7 | 1.5 | 71.6 | 2.1 | 242 | <0.5 | 440 | <20 | <40 | <1.0 | <10 | <5 | 1.6 |
| 07/05/2018 | 15.0 | 7.7 | 5.3 | 546 | 56.4 | 31.8 | 18.1 | 1.6 | 69.9 | 2.1 | 248 | <0.5 | 560 | <20 | <40 | <1.0 | <10 | <5 | 0.8 |
| 09/07/2018 | 14.9 | 7.7 | 1.5 | 552 | 59.1 | 32.0 | 18.5 | 1.5 | 74.8 | 2.2 | 244 | <0.5 | 470 | <20 | 41 | <1.0 | <10 | <5 | 0.8 |
| 08/10/2018 | 14.6 | 7.7 | 1.4 | 555 | 68.3 | 31.4 | 18.6 | 1.4 | 77.4 | 2.1 | 234 | <0.5 | 460 | <20 | <40 | <1.0 | <10 | <5 | 0.6 |
| 18/03/2019 | 13.4 | 7.7 | 3.5 | 548 | 57.9 | 31.7 | 18.8 | 1.5 | 68.0 | 2.1 | 248 | <0.5 | 450 | <20 | <40 | <1.0 | <10 | <5 | 0.4 |
| 08/07/2019 | 15.2 | 7.6 | 1.2 | 550 | 58.9 | 31.5 | 19.5 | 1.5 | 74.1 | 2.1 | 242 | <0.5 | 410 | <20 | <40 | <1.0 | <10 | <5 | 0.4 |
| 28/10/2019 | 14.1 | 7.7 | 3.2 | 545 | 57.6 | 30.9 | 19.6 | 1.5 | 71.5 | 2.2 | 248 | <0.5 | 450 | <20 | <40 | <1.0 | <10 | <5 | 0.6 |
| 06/07/2020 | 15.0 | 7.6 | 4.0 | 558 | NA | NA | NA | NA | 77.9 | 2.4 | 249 | <0.5 | 400 | <20 | <40 | <1.0 | <10 | <5 | 0.3 |
| 27/10/2020 | 14.1 | 7.6 | 1.7 | 558 | 59.8 | 32.1 | 21.0 | 1.7 | 75.1 | 2.2 | 240 | <0.5 | 420 | <20 | <40 | <1.0 | <10 | <5 | 0.8 |

5.30 POZZO 6516 TREVISO, VIA SAN TROVASO



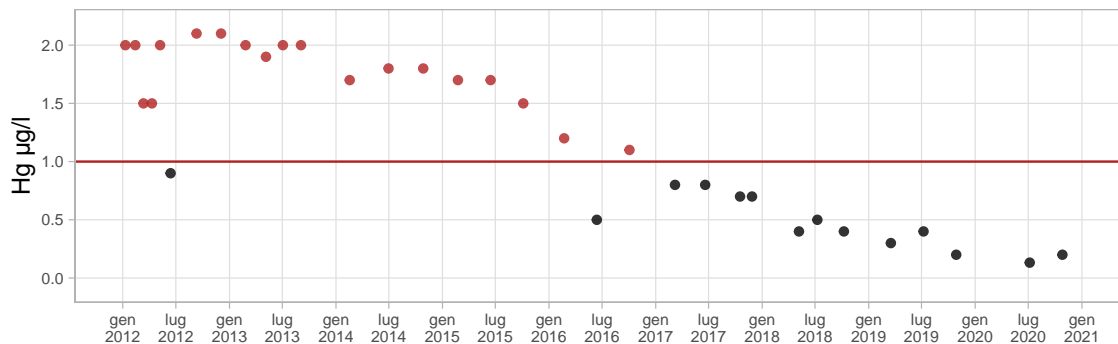
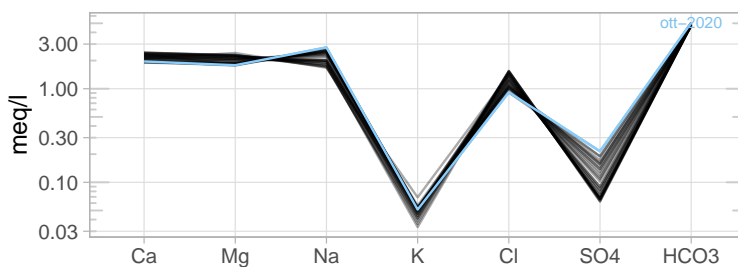
| data | T °C | pH | DO mg/l | CE µS/cm | Ca mg/l | Mg mg/l | Na mg/l | K mg/l | Cl mg/l | SO4 mg/l | HCO3 mg/l | NO3 mg/l | Br µg/l | I µg/l | NH4 µg/l | As µg/l | Fe µg/l | Mn µg/l | Hg µg/l |
|------------|------|-----|---------|----------|---------|---------|---------|--------|---------|----------|-----------|----------|---------|--------|----------|---------|---------|---------|---------|
| 11/01/2012 | 13.7 | 7.7 | 2.4 | 595 | 61.4 | 35.9 | 12.5 | 1.2 | 102.2 | 2.7 | 217 | <0.5 | 544 | 269 | <40 | <1 | 208 | <5 | 6.0 |
| 20/02/2012 | 12.0 | 7.7 | 1.7 | 598 | 61.6 | 36.9 | 13.1 | 1.1 | 103.5 | 2.7 | 213 | <0.5 | 493 | 268 | <40 | <1 | 392 | <5 | 6.9 |
| 19/03/2012 | 14.2 | 7.7 | 2.1 | 603 | 61.6 | 35.7 | 12.6 | 1.2 | 103.5 | 1.7 | 224 | <0.5 | 572 | 298 | <40 | <1 | 447 | <5 | 5.2 |
| 16/04/2012 | 14.1 | 7.7 | 1.6 | 600 | 61.9 | 36.2 | 12.6 | 1.1 | 102.0 | 2.7 | 218 | <0.5 | 575 | 301 | <40 | <1 | 448 | <5 | 6.4 |
| 14/05/2012 | 15.0 | 7.7 | 1.8 | 596 | 61.5 | 36.5 | 12.8 | 1.1 | 104.5 | 2.7 | 215 | <0.5 | 623 | 301 | <40 | <1 | 505 | <5 | 6.5 |
| 18/06/2012 | 16.5 | 7.7 | 2.5 | 594 | 59.9 | 35.5 | 13.0 | 1.2 | 105.6 | 2.7 | 215 | <0.5 | 627 | 327 | <40 | <1 | 384 | <5 | 7.0 |
| 17/09/2012 | 15.4 | 7.7 | 2.0 | 596 | 61.7 | 35.6 | 13.1 | 1.3 | 102.8 | 2.7 | 216 | <0.5 | 599 | 307 | <40 | <1 | 326 | <5 | 5.9 |
| 10/12/2012 | 13.1 | 7.6 | 1.8 | 599 | 60.8 | 35.6 | 13.4 | 1.4 | 98.5 | 2.7 | 217 | <0.5 | 654 | 296 | <40 | <1 | 370 | <5 | 6.0 |
| 04/03/2013 | 14.0 | NA | 2.2 | NA | 59.5 | 34.7 | 13.5 | 1.4 | 92.0 | 2.7 | NA | <0.5 | 636 | 301 | <40 | <1.0 | 338 | <5 | 10.4 |
| 13/05/2013 | 15.0 | 7.6 | 1.9 | 583 | 59.7 | 35.3 | 13.9 | 1.4 | 103.5 | 2.7 | 217 | <0.5 | 610 | 281 | <20 | <1.0 | 472 | <5 | 5.9 |
| 10/07/2013 | 15.7 | 7.7 | 2.1 | 583 | 60.0 | 35.0 | 13.9 | 1.4 | 100.0 | 2.6 | 215 | <0.5 | 622 | 289 | <40 | <1.0 | 230 | <5 | 4.7 |
| 16/09/2013 | 15.2 | 7.7 | 2.5 | 591 | 60.1 | 35.4 | 14.3 | 1.5 | 99.3 | 2.5 | 214 | <0.5 | 680 | 318 | <40 | <1.0 | 307 | <5 | 5.4 |
| 19/02/2014 | 13.9 | 7.6 | 2.8 | 593 | 60.4 | 35.3 | 14.8 | 1.4 | 99.5 | 2.6 | 217 | <0.5 | 624 | 354 | <40 | <1.0 | 402 | <5 | 5.4 |
| 01/07/2014 | 16.2 | 7.7 | 2.6 | 605 | 61.2 | 35.6 | 15.5 | 1.7 | 103.1 | 2.4 | 215 | <0.5 | 601 | 337 | 41 | <1.0 | 290 | <5 | 4.5 |
| 28/10/2014 | 14.5 | 7.6 | 3.8 | 598 | 66.3 | 37.3 | 15.4 | 1.5 | 100.8 | 2.4 | 217 | <0.5 | 630 | 290 | <40 | <1.0 | 341 | <5 | 4.6 |
| 24/02/2015 | 13.7 | 7.7 | 3.1 | 595 | 60.5 | 35.0 | 16.1 | 1.5 | 98.3 | 2.4 | 209 | <0.5 | 591 | 307 | <40 | <1.0 | 360 | <5 | 4.7 |
| 16/06/2015 | 15.6 | 7.7 | 1.7 | 600 | 61.9 | 35.7 | 16.6 | 1.5 | 100.4 | 2.4 | 216 | <0.5 | 650 | 280 | <40 | <1.0 | 304 | <5 | 4.8 |
| 05/10/2015 | 14.7 | 7.7 | 2.2 | 599 | 60.7 | 34.6 | 16.9 | 1.3 | 102.5 | 2.3 | 212 | <0.5 | 650 | 330 | <40 | <1.0 | 480 | <5 | 4.4 |
| 23/02/2016 | 14.2 | 7.6 | 1.7 | 605 | 64.3 | 36.6 | 17.8 | 1.7 | 100 | 2.4 | 207 | <5.0 | 700 | 310 | 40 | <1.0 | 287 | <5 | 4.6 |
| 14/06/2016 | 15.1 | 7.7 | 3.3 | 617 | 62.7 | 36.2 | 17.9 | 1.5 | 111.9 | 2.3 | 207 | <0.5 | 670 | 340 | <40 | <1.0 | 297 | <5 | 5.6 |
| 03/10/2016 | 17.3 | 7.7 | 1.9 | 610 | 61.2 | 34.9 | 17.9 | 1.5 | 106.0 | 2.2 | 217 | <0.5 | 690 | 340 | <40 | <1.0 | 406 | <5 | 4.2 |
| 07/03/2017 | 14.2 | 7.6 | 1.7 | 597 | 62.2 | 35.2 | 18.7 | 1.5 | 112.6 | 2.2 | 206 | <0.5 | 710 | 340 | <40 | <1.0 | 391 | <5 | 4.1 |
| 19/06/2017 | 16.1 | 7.7 | 1.8 | 617 | 60.8 | 34.9 | 19.2 | 1.5 | 111.3 | 2.2 | 212 | <0.5 | 630 | 310 | <40 | <1.0 | 206 | <5 | 3.4 |
| 18/10/2017 | 14.5 | 7.7 | 2.0 | 624 | 60.9 | 34.8 | 19.6 | 1.6 | 110.0 | 2.3 | 213 | <0.5 | 700 | 340 | <40 | <1.0 | 235 | <5 | 5.3 |
| 27/11/2017 | 13.7 | 7.7 | 2.3 | 614 | 61.5 | 34.5 | 19.7 | 1.7 | 106.3 | 2.2 | 202 | <0.5 | 650 | 330 | <40 | <1.0 | 246 | <5 | 3.4 |
| 07/05/2018 | 15.7 | 7.7 | 2.3 | 611 | 59.0 | 34.7 | 20.5 | 1.6 | 106.3 | 2.1 | 206 | <0.5 | 790 | 310 | <40 | <1.0 | 298 | <5 | 3.2 |
| 09/07/2018 | 16.4 | 7.7 | 3.9 | 606 | 60.9 | 34.3 | 21.6 | 1.6 | 111.5 | 2.2 | 212 | <0.5 | 680 | 270 | <40 | <1.0 | 360 | <5 | 5.5 |
| 08/10/2018 | 16.2 | 7.8 | 2.8 | 612 | 67.8 | 33.1 | 22.3 | 1.6 | 108.8 | 2.2 | 209 | <0.5 | 720 | 320 | <40 | <1.0 | 340 | <5 | 3.493 |
| 19/03/2019 | 14.2 | 7.6 | 2.3 | 613 | 60.9 | 34.3 | 23.0 | 1.6 | 109.0 | 2.1 | 205 | <0.5 | 650 | 300 | <40 | <1.0 | 190 | <5 | 2.6 |
| 09/07/2019 | 15.5 | 7.7 | 2.3 | 595 | 60.8 | 33.6 | 23.5 | 1.7 | 104.8 | 2.2 | 207 | <0.5 | 600 | 260 | 390 | <1.0 | 240 | <5 | 5.1 |
| 28/10/2019 | 14.8 | 7.7 | 2.8 | 592 | 62.7 | 30.0 | 22.9 | 1.8 | 100.4 | 2.2 | 217 | <0.5 | 640 | 280 | <40 | <1.0 | 210 | <5 | 2.3 |
| 06/07/2020 | 15.7 | 7.7 | 3.7 | 608 | NA | NA | NA | NA | 111.3 | 2.3 | 215 | <0.5 | 620 | 370 | <40 | <1.0 | 235 | <5 | 5.0 |
| 27/10/2020 | 14.7 | 7.7 | 2.2 | 597 | 59.8 | 33.5 | 24.7 | 1.6 | 102.5 | 2.1 | 215 | <0.5 | 600 | 240 | <40 | <1.0 | 303 | <5 | 2.9 |

5.31 POZZO 6563 TREVISO, VIA SALOMONI



| data | T °C | pH | DO mg/l | CE µS/cm | Ca mg/l | Mg mg/l | Na mg/l | K mg/l | Cl mg/l | SO4 mg/l | HCO3 mg/l | NO3 mg/l | Br µg/l | I µg/l | NH4 µg/l | As µg/l | Fe µg/l | Mn µg/l | Hg µg/l |
|------------|------|-----|---------|----------|---------|---------|---------|--------|---------|----------|-----------|----------|---------|--------|----------|---------|---------|---------|---------|
| 11/01/2012 | 13.8 | 7.7 | 2.0 | 530 | 48.0 | 27.1 | 31.2 | 1.4 | 67.4 | 1.9 | 245 | <0.5 | 348 | 133 | <40 | <1 | 92.4 | <5 | 3.4 |
| 13/02/2012 | 13.8 | 7.7 | 2.5 | 507 | 48.2 | 27.2 | 31.3 | 1.5 | 65.8 | 2.0 | 242 | <0.5 | 358 | 145 | <40 | <1 | 100 | <5 | 2.2 |
| 12/03/2012 | 14.3 | 7.7 | 2.6 | 532 | 48.5 | 26.7 | 31.0 | 1.2 | 66.0 | 2.0 | 244 | <0.5 | 363 | 153 | <40 | <1 | 85 | <5 | 3.4 |
| 10/04/2012 | 14.4 | 7.7 | 3.1 | 525 | 48.2 | 27.2 | 30.3 | 1.3 | 64.9 | 1.9 | 244 | <0.5 | 366 | 133 | <40 | <1 | 96 | <5 | 3.7 |
| 08/05/2012 | 15.5 | 7.7 | 1.8 | 523 | 47.2 | 27.3 | 30.0 | 1.3 | 67.5 | 2.0 | 249 | <0.5 | 397 | 141 | <40 | <1 | 117 | <5 | 3.0 |
| 13/06/2012 | 16.8 | 7.7 | 2.7 | 532 | 47.4 | 27.3 | 30.2 | 1.9 | 67.0 | 2.1 | 245 | <0.5 | 483 | 153 | <40 | <1 | 89 | <5 | 2.8 |
| 10/09/2012 | NA | 7.7 | 2.9 | 530 | 50.1 | 27.2 | 31.2 | 1.6 | 66.8 | 2.0 | 241 | <0.5 | 399 | 145 | <40 | <1 | 75 | <5 | 3.3 |
| 03/12/2012 | 14.0 | 7.7 | 1.6 | 530 | 48.0 | 26.9 | 32.0 | 1.8 | 66.0 | 2.0 | 248 | <0.5 | 416 | 145 | <40 | <1 | 168 | <5 | 3.4 |
| 25/02/2013 | 13.5 | 7.7 | 1.9 | 523 | 42.1 | 28.9 | 28.5 | 1.4 | 62.2 | 2.0 | 246 | <0.5 | 374 | 146 | <40 | <1.0 | 92 | <5 | 3.1 |
| 06/05/2013 | 15.1 | 7.7 | 1.3 | 525 | 46.7 | 26.6 | 33.5 | 1.6 | 62.3 | 2.1 | 251 | <0.5 | 396 | 157 | <40 | <1.0 | 166 | <5 | 3.2 |
| 03/07/2013 | 16.7 | 7.7 | 1.2 | 510 | 46.9 | 26.4 | 33.7 | 1.6 | 60.0 | 2.2 | 255 | <0.5 | 391 | 149 | <40 | <1.0 | 65 | <5 | 3.0 |
| 03/09/2013 | 16.4 | 7.7 | 3.9 | 522 | 47.2 | 26.7 | 33.9 | 1.8 | 62.7 | 2.1 | 241 | <0.5 | 407 | 166 | <40 | <1.0 | 90 | <5 | 2.9 |
| 17/02/2014 | 14.2 | 7.9 | 3.5 | 557 | 46.3 | 25.9 | 42.6 | 7.4 | 60.0 | 12.8 | 245 | 1.7 | 387 | 154 | 124 | <1.0 | 99 | <5 | 2.7 |
| 30/06/2014 | 16.2 | 7.7 | 3.2 | 530 | 46.7 | 26.3 | 35.7 | 1.8 | 60.5 | 2.4 | 249 | <0.5 | 365 | 139 | 42 | <1.0 | 56 | <5 | 2.2 |
| 27/10/2014 | 14.6 | 7.7 | 1.7 | 521 | 46.1 | 26.1 | 38.7 | 1.7 | 60.5 | 2.5 | 250 | <0.5 | 380 | 120 | <40 | <1.0 | 123 | <5 | 2.5 |
| 23/02/2015 | 14.1 | 7.7 | 5.4 | 522 | 46.0 | 25.8 | 36.6 | 1.9 | 59.4 | 2.6 | 250 | <0.5 | 336 | 122 | <40 | <1.0 | 60 | <5 | 2.2 |
| 15/06/2015 | 16.7 | 7.7 | 2.2 | 521 | 44.9 | 25.6 | 36.8 | 1.6 | 59.7 | 2.7 | 251 | <0.5 | 380 | 110 | <40 | <1.0 | 62 | <5 | 2.1 |
| 05/10/2015 | 15.7 | 7.8 | 3.2 | 520 | 46.1 | 25.6 | 31.7 | 1.4 | 59.3 | 2.7 | 253 | <0.5 | 400 | 140 | <40 | <1.0 | 110 | <5 | 2.0 |
| 22/02/2016 | 14.1 | 7.7 | 2.4 | 521 | 49.1 | 27.0 | 40.2 | 1.9 | 62.0 | 2.8 | 253 | <0.5 | 400 | 110 | <40 | <1.0 | 55 | <5 | 2.1 |
| 13/06/2016 | 15.6 | 7.7 | 2.8 | 532 | 47.7 | 26.4 | 37.2 | 1.7 | 59.5 | 2.9 | 248 | <0.5 | 400 | 120 | 43 | <1.0 | 65 | <5 | 2.4 |
| 03/10/2016 | 15.6 | 7.7 | 1.7 | 526 | 46.2 | 25.5 | 36.9 | 1.7 | 58.9 | 3.0 | 255 | <0.5 | 380 | 130 | <40 | <1.0 | 46 | <5 | 1.7 |
| 07/03/2017 | 14.7 | 7.6 | 1.8 | 513 | 47.2 | 25.8 | 40.8 | 1.8 | 62.3 | 3.0 | 244 | <0.5 | 400 | 120 | <40 | <1.0 | 48 | <5 | 1.7 |
| 19/06/2017 | 16.8 | 7.7 | 2.5 | 528 | 45.8 | 25.6 | 39.1 | 1.7 | 61.0 | 3.1 | 251 | <0.5 | 370 | 90 | <40 | <1.0 | 62 | <5 | 1.3 |
| 17/10/2017 | 15.1 | 7.7 | 2.8 | 539 | 44.6 | 25.4 | 40.3 | 1.6 | 60.4 | 3.2 | 246 | <0.5 | 390 | 110 | <40 | <1.0 | 45 | <5 | 1.4 |
| 27/11/2017 | 13.7 | 7.7 | 2.3 | 528 | 46.6 | 25.3 | 39.3 | 1.9 | 62.4 | 3.2 | 236 | <0.5 | 380 | 110 | <40 | <1.0 | 72 | <5 | 1.7 |
| 07/05/2018 | 15.9 | 7.8 | 2.4 | 526 | 44.6 | 25.5 | 41.5 | 1.9 | 60.2 | 3.3 | 252 | <0.5 | 450 | 110 | <40 | <1.0 | 65 | <5 | 1.5 |
| 09/07/2018 | 17.4 | 7.7 | 1.8 | 523 | 46.3 | 25.2 | 40.9 | 1.8 | 61.0 | 3.5 | 251 | <0.5 | 370 | 90 | <40 | <1.0 | 58 | <5 | 1.1 |
| 08/10/2018 | 15.7 | 7.8 | 1.9 | 527 | 54.7 | 24.7 | 43.3 | 1.7 | 66.6 | 3.5 | 240 | <0.5 | 430 | 110 | <40 | <1.0 | 75 | <5 | 1.1 |
| 18/03/2019 | 13.8 | 7.7 | 3.7 | 523 | 45.1 | 25.1 | 43.6 | 1.9 | 58.7 | 3.7 | 252 | <0.5 | 390 | 90 | <40 | <1.0 | 60 | <5 | 1.1 |
| 08/07/2019 | 16.9 | 7.7 | 2.7 | 517 | 45.2 | 24.4 | 43.2 | 1.9 | 56.7 | 4.0 | 249 | <0.5 | 330 | 80 | <40 | <1.0 | 34 | <5 | 0.9 |
| 28/10/2019 | 15.0 | 7.7 | 2.4 | 517 | 44.2 | 23.9 | 43.1 | 1.9 | 54.8 | 4.4 | 258 | <0.5 | 350 | 90 | <40 | <1.0 | 56 | <5 | 1.0 |
| 06/07/2020 | 17.0 | 7.8 | 5.7 | 528 | NA | NA | NA | NA | 58.0 | 4.5 | 271 | <0.5 | 320 | 130 | 40 | <1.0 | 28 | <5 | 0.7 |
| 27/10/2020 | 15.0 | 7.8 | 2.0 | 518 | 45.0 | 24.3 | 45.6 | 1.8 | 54.5 | 4.9 | 254 | <0.5 | 310 | 70 | <40 | <1.0 | 46 | <5 | 0.9 |

5.32 POZZO 6573 TREVISO, VIA NOALESE



| data | T °C | pH | DO mg/l | CE µS/cm | Ca mg/l | Mg mg/l | Na mg/l | K mg/l | Cl mg/l | SO4 mg/l | HCO3 mg/l | NO3 mg/l | Br µg/l | I µg/l | NH4 µg/l | As µg/l | Fe µg/l | Mn µg/l | Hg µg/l |
|------------|------|-----|---------|----------|---------|---------|---------|--------|---------|----------|-----------|----------|---------|--------|----------|---------|---------|---------|---------|
| 10/01/2012 | 14.3 | 7.7 | 3.1 | 552 | 48.2 | 28.0 | 39.2 | 1.6 | 54.4 | 3.0 | 300 | <0.5 | 267 | 32 | <40 | <1 | <10 | <5 | 2.0 |
| 13/02/2012 | 13.8 | 7.7 | 3.4 | 529 | 47.7 | 27.5 | 39.9 | 1.5 | 55.2 | 3.1 | 288 | <0.5 | 263 | 34 | <40 | <1 | <10 | <5 | 2.0 |
| 12/03/2012 | 14.3 | 7.7 | 2.3 | 555 | 48.6 | 27.6 | 41.5 | 1.3 | 54.4 | 3.0 | 288 | <0.5 | 274 | 32 | <40 | <1 | <10 | <5 | 1.5 |
| 10/04/2012 | 14.5 | 7.7 | 1.1 | 546 | 48.2 | 27.9 | 40.0 | 1.6 | 53.2 | 3.1 | 292 | <0.5 | 276 | 36 | <40 | <1 | <10 | <5 | 1.5 |
| 08/05/2012 | 14.9 | 7.7 | 2.1 | 543 | 46.5 | 27.5 | 41.5 | 1.4 | 54.1 | 3.2 | 291 | <0.5 | 305 | 36 | <40 | <1 | <10 | <5 | 2.0 |
| 13/06/2012 | 16.3 | 7.7 | 2.0 | 553 | 46.5 | 27.4 | 44.0 | 1.8 | 54.1 | 3.2 | 294 | <0.5 | 368 | 33 | <40 | <1 | <10 | <5 | 0.9 |
| 10/09/2012 | 15.2 | 7.6 | 1.7 | 550 | 49.1 | 27.1 | 44.1 | 1.7 | 51.8 | 3.2 | 293 | <0.5 | 298 | 35 | <40 | <1 | <10 | <5 | 2.1 |
| 03/12/2012 | 14.2 | 7.7 | 2.1 | 548 | 46.7 | 26.8 | 42.0 | 2.0 | 51.5 | 3.2 | 291 | <0.5 | 319 | <20 | <40 | <1 | <10 | <5 | 2.1 |
| 25/02/2013 | <1.0 | 7.7 | 2.5 | 541 | 42.1 | 29.3 | 38.5 | 2.7 | 50.0 | 3.2 | 287 | <0.5 | 279 | 25 | <40 | <1.0 | <10 | <5 | 2.0 |
| 06/05/2013 | 14.9 | 7.7 | 1.8 | 543 | 45.4 | 26.6 | 45.8 | 1.8 | 50.0 | 3.3 | 294 | <0.5 | 296 | 43 | <40 | <1.0 | <10 | <5 | 1.9 |
| 03/07/2013 | 15.8 | 7.6 | 1.9 | 527 | 45.6 | 26.4 | 44.0 | 1.8 | 49.1 | 3.4 | 297 | <0.5 | 290 | 42 | <40 | <1.0 | <10 | <5 | 2.0 |
| 03/09/2013 | 15.3 | 7.7 | 3.3 | 536 | 45.3 | 26.3 | 46.2 | 2.1 | 49.1 | 3.4 | 290 | <0.5 | 311 | 34 | <40 | <1.0 | <10 | <5 | 2.0 |
| 17/02/2014 | 14.6 | 7.7 | 3.4 | 538 | 45.0 | 26.1 | 46.4 | 2.0 | 47.6 | 3.7 | 298 | <0.5 | 281 | 55 | 44 | <1.0 | <10 | <5 | 1.7 |
| 30/06/2014 | 15.5 | 7.7 | 2.9 | 542 | 43.9 | 25.4 | 51.3 | 2.0 | 46.1 | 3.7 | 294 | <0.5 | 259 | 30 | <40 | <1.0 | <10 | <5 | 1.8 |
| 27/10/2014 | 14.6 | 7.7 | 2.5 | 537 | 43.6 | 25.3 | 46.0 | 1.9 | 45.7 | 4.0 | 296 | <0.5 | 270 | <50 | <40 | <1.0 | <10 | <5 | 1.8 |
| 23/02/2015 | 14.2 | 7.7 | 4.6 | 533 | 43.6 | 25.2 | 54.3 | 2.0 | 44.4 | 4.0 | 291 | <0.5 | 226 | 34 | <40 | <1.0 | <10 | <5 | 1.7 |
| 15/06/2015 | 15.5 | 7.7 | 2.3 | 534 | 41.8 | 24.6 | 49.8 | 1.9 | 43.8 | 4.3 | 297 | <0.5 | 270 | <50 | <40 | <1.0 | <10 | <5 | 1.7 |
| 05/10/2015 | 14.9 | 7.7 | 2.1 | 531 | 43.1 | 24.5 | 45.7 | 1.7 | 42.7 | 4.3 | 297 | <0.5 | 270 | <50 | <40 | <1.0 | <10 | <5 | 1.5 |
| 22/02/2016 | 14.3 | 7.7 | 3.7 | 529 | 45.0 | 25.4 | 52.8 | 2.2 | 43.0 | 4.9 | 299 | <0.5 | 280 | <50 | <40 | <1.0 | <10 | <5 | 1.2 |
| 13/06/2016 | 15.2 | 7.7 | 3.1 | 537 | 42.7 | 24.4 | 55.4 | 2.0 | 41.2 | 5.2 | 300 | <0.5 | 260 | <50 | <40 | <1.0 | <10 | <5 | 0.5 |
| 03/10/2016 | 15.5 | 7.7 | 2.2 | 532 | 41.5 | 23.5 | 53.8 | 1.9 | 40.1 | 5.4 | 308 | <0.5 | 250 | <50 | <40 | <1.0 | <10 | <5 | 1.1 |
| 08/03/2017 | 14.7 | 7.7 | 2.9 | 515 | 42.5 | 23.4 | 56.5 | 2.0 | 39.5 | 5.8 | 305 | <0.5 | 270 | <50 | <40 | <1.0 | <10 | <5 | 0.8 |
| 19/06/2017 | 16.0 | 7.9 | 3.4 | 531 | 40.2 | 23.0 | 57.1 | 2.0 | 38.7 | 6.2 | 304 | <0.5 | 230 | <50 | <40 | <1.0 | <10 | <5 | 0.8 |
| 17/10/2017 | 16.3 | 7.8 | 2.4 | 540 | 38.8 | 22.8 | 57.3 | 2.0 | 38.1 | 6.6 | 287 | <0.5 | 230 | <50 | <40 | <1.0 | <10 | <5 | 0.7 |
| 27/11/2017 | 14.2 | 7.8 | 2.6 | 528 | 40.7 | 22.5 | 59.2 | 2.1 | 37.6 | 6.7 | 282 | <0.5 | 210 | <50 | <40 | <1.0 | <10 | <5 | 0.7 |
| 07/05/2018 | 15.5 | 7.7 | 2.7 | 525 | 38.3 | 22.6 | 56.3 | 2.0 | 36.5 | 7.1 | 293 | <0.5 | 220 | <50 | <40 | <1.0 | <10 | <5 | 0.4 |
| 09/07/2018 | 15.9 | 7.7 | 2.2 | 525 | 40.1 | 22.5 | 57.9 | 2.0 | 37.4 | 7.5 | 304 | <0.5 | 300 | <50 | <40 | <1.0 | <10 | <5 | 0.5 |
| 08/10/2018 | 15.5 | 7.8 | 1.8 | 527 | 46.9 | 21.8 | 59.2 | 2.0 | 36.5 | 7.6 | 297 | <0.5 | 200 | <50 | <40 | <1.0 | <10 | <5 | 0.4 |
| 18/03/2019 | 14.0 | 7.7 | 5.9 | 525 | 39.1 | 22.5 | 60.9 | 2.1 | 36.2 | 7.8 | 300 | <0.5 | 200 | <50 | <40 | <1.0 | <10 | <5 | 0.3 |
| 08/07/2019 | 16.1 | 7.8 | 2.3 | 522 | 38.1 | 22.0 | 58.8 | 2.1 | 34.7 | 8.3 | 302 | <0.5 | 170 | <50 | <40 | <1.0 | <10 | <5 | 0.4 |
| 28/10/2019 | 14.9 | 7.8 | 3.1 | 521 | 38.7 | 21.5 | 61.0 | 2.1 | 35.3 | 9.1 | 310 | <0.5 | 200 | 150 | <40 | <1.0 | <10 | <5 | 0.2 |
| 06/07/2020 | 16.3 | 7.8 | 5.5 | 529 | NA | NA | NA | NA | 32.3 | 9.1 | 306 | <0.5 | 170 | 70 | <40 | <1.0 | <10 | <5 | 0.132 |
| 26/10/2020 | 15.2 | 7.8 | 3.2 | 522 | 39.2 | 21.7 | 63.5 | 2.0 | 32.5 | 10.3 | 309 | <0.5 | 170 | <20 | <40 | <1.0 | <10 | <5 | 0.2 |



RISULTATI CAMPAGNE 2020

| comune | pozzo | data | T | pH | DO | CE | Cl | SO ₄ | HCO ₃ | NO ₃ | Br | I | NH ₄ | As | Fe | Mn | Hg | F |
|-------------------|------------|------------|------|-----|------|-------|-------|-----------------|------------------|-----------------|------|------|-----------------|------|------|------|--------|-------|
| | | | °C | - | mg/L | µS/cm | mg/L | mg/L | mg/L | mg/L | µg/L | µg/L | µg/L | µg/L | µg/L | µg/L | µg/L | mg/L |
| Casier | 6006 | 07/07/2020 | 16.8 | 7.8 | 4.6 | 400 | 31.6 | 3.0 | 214 | <0.5 | 200 | <20 | <40 | <1.0 | <10 | <5 | 0.005 | 0.07 |
| | 6076 | 07/07/2020 | 17.7 | 7.8 | 3.1 | 354 | 2.9 | 20.6 | 217 | <0.5 | 20 | 60 | <40 | <1.0 | 34 | <5 | 0.011 | 0.08 |
| | 6163 | 07/07/2020 | 16.6 | 7.8 | 2.0 | 461 | 57.5 | 1.6 | 215 | <0.5 | 330 | 120 | <40 | <1.0 | 480 | <5 | 1.9 | 0.07 |
| | 6171 | 07/07/2020 | 16.7 | 7.8 | 3.5 | 460 | 57.9 | 1.5 | 216 | <0.5 | 330 | 140 | 47 | <1.0 | 227 | <5 | 0.024 | 0.07 |
| Mogliano Veneto | 6664 | 07/07/2020 | 17.7 | 7.7 | 3.4 | 496 | 67.6 | 4.0 | 217 | <0.5 | 380 | 100 | 40 | <1.0 | 76 | 20 | 0.028 | 0.06 |
| Preganziol | 6001 | 07/07/2020 | 16.0 | 7.7 | 6.2 | 583 | 101.3 | 2.5 | 220 | <0.5 | 560 | 200 | 40 | <1.0 | 314 | <5 | 4.8 | 0.05 |
| | 6033 | 07/07/2020 | 16.3 | 7.9 | 4.4 | 451 | 37.6 | 2.4 | 239 | <0.5 | 240 | 60 | <40 | <1.0 | 34 | <5 | 0.030 | 0.06 |
| | 6036 | 07/07/2020 | 17.5 | 8.0 | 4.1 | 374 | 22.1 | 4.3 | 215 | <0.5 | 130 | 50 | 300 | <1.0 | <10 | 17 | <0.002 | 0.08 |
| | 6132 | 07/07/2020 | 16.1 | 7.8 | 4.5 | 481 | 52.6 | 2.1 | 243 | <0.5 | 300 | 110 | 40 | <1.0 | 132 | <5 | 0.2 | 0.06 |
| | 6200 | 07/07/2020 | 16.2 | 7.7 | 5.9 | 414 | 17.0 | 4.9 | 253 | 3.2 | 80 | <20 | 40 | <1.0 | <10 | <5 | <0.002 | 0.05 |
| | 6257 | 07/07/2020 | 16.3 | 7.7 | 5.5 | 577 | 99.3 | 2.4 | 211 | <0.5 | 550 | 230 | <40 | <1.0 | 300 | <5 | 3.4 | 0.05 |
| | 6297 | 07/07/2020 | 15.5 | 7.7 | 4.6 | 632 | 123.7 | 1.7 | 203 | <0.5 | 680 | 360 | <40 | <1.0 | 400 | <5 | 3.1 | 0.05 |
| | 6598 | 07/07/2020 | 16.6 | 7.7 | 4.3 | 562 | 94.6 | 2.8 | 213 | <0.5 | 520 | 230 | <40 | <1.0 | 57 | <5 | 2.0 | 0.05 |
| | 6606 | 07/07/2020 | 16.7 | 7.8 | 5.5 | 455 | 51.3 | 3.3 | 216 | <0.5 | 280 | <20 | <40 | <1.0 | <10 | <5 | <0.002 | 0.06 |
| 6642 | 07/07/2020 | 16.5 | 7.7 | 3.8 | 536 | 84.9 | 3.0 | 210 | <0.5 | 470 | 210 | <40 | <1.0 | <176 | <5 | 2.9 | 0.06 | |
| Quinto di Treviso | 6027 | 06/07/2020 | 15.1 | 7.6 | 3.6 | 556 | 71.2 | 3.8 | 257 | <0.5 | 370 | 260 | 40 | <1.0 | 185 | <5 | 1.7 | <0.05 |
| | 6187 | 06/07/2020 | 15.1 | 7.7 | 3.7 | 527 | 39.2 | 12.1 | 284 | <0.5 | 220 | 130 | <40 | <1.0 | 130 | <5 | 1.1 | 0.06 |
| | 6326 | 06/07/2020 | 16.7 | 7.7 | 8.3 | 436 | 4.8 | 5.4 | 297 | 4.2 | <20 | <20 | <40 | <1.0 | 29 | <5 | <0.002 | 0.05 |
| | 6332 | 06/07/2020 | 15.4 | 7.6 | 5.1 | 567 | 78.9 | 3.2 | 257 | <0.5 | 400 | 80 | <40 | <1.0 | <10 | <5 | 0.8 | 0.10 |
| | 6478 | 06/07/2020 | 16.3 | 7.6 | 4.0 | 447 | 12.0 | 14.6 | 286 | 0.7 | 60 | <20 | <40 | <1.0 | <10 | <5 | <0.002 | 0.06 |
| | 6532 | 06/07/2020 | 16.3 | 7.7 | 2.8 | 545 | 62.2 | 3.7 | 271 | 0.5 | 310 | <20 | <40 | <1.0 | <10 | <5 | 0.2 | 0.06 |
| | 6564 | 06/07/2020 | 17.8 | 7.9 | 4.3 | 528 | 47.8 | 14.0 | 283 | <0.5 | 240 | 210 | <40 | <1.0 | 92 | <5 | 0.5 | 0.08 |
| | 6061 | 06/07/2020 | 15.2 | 7.7 | 6.4 | 460 | 23.5 | 3.8 | 272 | 3.2 | 100 | <20 | <40 | <1.0 | <10 | <5 | <0.002 | <0.05 |
| Treviso | 6085 | 06/07/2020 | 16.0 | 7.9 | 4.3 | 368 | 15.8 | 13.0 | 214 | <0.5 | 100 | 110 | <40 | <1.0 | 110 | <5 | 0.126 | 0.10 |
| | 6383 | 06/07/2020 | 15.9 | 7.9 | 4.5 | 377 | 13.1 | 11.2 | 232 | 0.5 | 80 | <20 | <40 | <1.0 | <10 | <5 | 0.003 | 0.11 |
| | 6385 | 06/07/2020 | 16.5 | 7.8 | 3.6 | 377 | 12.4 | 18.9 | 215 | <0.5 | 80 | 60 | <40 | <1.0 | <10 | <5 | 0.002 | 0.07 |
| | 6386 | 06/07/2020 | 15.2 | 7.7 | 4.9 | 685 | 146.0 | 1.6 | 206 | <0.5 | 780 | 440 | <40 | <1.0 | 50 | <5 | 0.9 | 0.09 |
| | 6438 | 06/07/2020 | 15.5 | 7.7 | 4.7 | 622 | 106.2 | 2.9 | 232 | <0.5 | 560 | 290 | <40 | <1.0 | 110 | <5 | 3.0 | 0.05 |
| | 6488 | 06/07/2020 | 15.0 | 7.6 | 4.0 | 558 | 77.9 | 2.4 | 249 | <0.5 | 400 | <20 | <40 | <1.0 | <10 | <5 | 0.3 | <0.05 |
| | 6516 | 06/07/2020 | 15.7 | 7.7 | 3.7 | 608 | 111.3 | 2.3 | 215 | <0.5 | 620 | 370 | <40 | <1.0 | 235 | <5 | 5.0 | <0.05 |
| | 6563 | 06/07/2020 | 17.0 | 7.8 | 5.7 | 528 | 58.0 | 4.5 | 271 | <0.5 | 320 | 130 | 40 | <1.0 | 28 | <5 | 0.7 | 0.06 |
| | 6573 | 06/07/2020 | 16.3 | 7.8 | 5.5 | 529 | 32.3 | 9.1 | 306 | <0.5 | 170 | 70 | <40 | <1.0 | <10 | <5 | 0.132 | 0.06 |

Tabella 4: Risultati analitici della campagna di luglio 2020.

| comune | pozzo | data | T °C | pH | DO - mg/L | CE µS/cm | Ca mg/L | Mg mg/L | Na mg/L | K mg/L | Cl mg/L | SO ₄ mg/L | HCO ₃ mg/L | NO ₃ mg/L | Br µg/L | I µg/L | NH ₄ µg/L | As µg/L | Fe µg/L | Mn µg/L | Hg µg/L |
|-------------------|------------|------------|------|-----|-----------|----------|---------|---------|---------|--------|---------|----------------------|-----------------------|----------------------|---------|--------|----------------------|---------|---------|---------|---------|
| Casier | 6006 | 28/10/2020 | 15.9 | 7.8 | 3.2 | 390 | 39.0 | 24.5 | 19.2 | 1.7 | 32.5 | 3.1 | 216 | <0.5 | 200 | <20 | <40 | 1.2 | <10 | <5 | <0.002 |
| | 6076 | 28/10/2020 | 16.2 | 7.8 | 2.3 | 346 | 32.4 | 20.8 | 26.5 | 1.9 | 3.0 | 22.0 | 222 | <0.5 | 20 | <20 | <40 | <1.0 | 26 | <5 | 0.003 |
| | 6163 | 28/10/2020 | 16.0 | 7.8 | 3.2 | 452 | 37.2 | 23.3 | 37.9 | 2.2 | 54.2 | 1.3 | 221 | <0.5 | 330 | 60 | <40 | 1.0 | 92 | <5 | 0.130 |
| | 6171 | 28/10/2020 | 16.3 | 7.8 | 2.2 | 449 | 37.6 | 24.0 | 36.0 | 2.2 | 53.6 | 1.3 | 204 | <0.5 | 330 | 80 | <40 | 1.9 | 171 | <5 | 0.014 |
| Mogliano Veneto | 6664 | 28/10/2020 | 16.3 | 7.7 | 2.7 | 488 | 53.7 | 32.3 | 11.0 | 1.6 | 63.6 | 4.1 | 216 | <0.5 | 380 | 50 | <40 | <1.0 | 77 | 21 | <0.002 |
| Preganziol | 6001 | 27/10/2020 | 13.0 | 7.8 | 6.5 | 574 | 61.3 | 36.0 | 15.9 | 1.6 | 94.3 | 2.5 | 208 | <0.5 | 550 | 140 | <40 | 1.0 | 583 | 5 | 3.8 |
| | 6033 | 27/10/2020 | 16.3 | 7.9 | 3.4 | 443 | 39.8 | 23.7 | 33.7 | 2.0 | 37.6 | 2.3 | 242 | <0.5 | 240 | <20 | <40 | <1.0 | 155 | <5 | 0.211 |
| | 6036 | 28/10/2020 | 16.0 | 8.0 | 2.2 | 363 | 39.0 | 13.0 | 14.9 | 1.8 | 22.7 | 4.3 | 209 | <0.5 | 140 | <20 | 285 | <1.0 | <10 | 17 | 0.028 |
| | 6132 | 27/10/2020 | 15.5 | 7.8 | 3.2 | 478 | 37.7 | 21.9 | 46.9 | 1.9 | 49.8 | 2.0 | 236 | <0.5 | 290 | 60 | <40 | <1.0 | 102 | <5 | 0.138 |
| | 6200 | 27/10/2020 | 15.8 | 7.7 | 4.5 | 409 | 47.6 | 28.5 | 8.9 | 1.3 | 18.7 | 5.1 | 238 | 3.6 | 80 | <20 | <40 | <1.0 | <10 | <5 | 0.008 |
| | 6257 | 28/10/2020 | 15.4 | 7.7 | 2.9 | 563 | 58.0 | 35.7 | 16.8 | 1.6 | 92.5 | 2.4 | 208 | <0.5 | 540 | 150 | <40 | <1.0 | 136 | <5 | 3.2 |
| | 6297 | 27/10/2020 | 14.6 | 7.7 | 2.6 | 618 | 62.5 | 34.5 | 24.2 | 1.6 | 116.2 | 1.8 | 198 | <0.5 | 680 | 280 | <40 | 1.0 | 2230 | <5 | 67.2(*) |
| | 6598 | 28/10/2020 | 16.0 | 7.7 | 1.5 | 554 | 58.3 | 36.1 | 13.3 | 1.7 | 88.8 | 2.7 | 215 | <0.5 | 520 | 160 | <40 | <1.0 | 83 | <5 | 2.0 |
| | 6606 | 28/10/2020 | 16.3 | 7.8 | 5.0 | 448 | 46.2 | 29.3 | 15.2 | 1.7 | 48.8 | 3.1 | 220 | <0.5 | 280 | <20 | <40 | <1.0 | <10 | <5 | <0.002 |
| Quinto di Treviso | 6642 | 28/10/2020 | 16.0 | 7.7 | 2.5 | 527 | 55.6 | 34.9 | 12.5 | 1.8 | 81.5 | 3.0 | 211 | <0.5 | 470 | 140 | <40 | <1.0 | 76 | <5 | 2.6 |
| | 6027 | 26/10/2020 | 14.5 | 7.6 | 1.6 | 555 | 62.0 | 31.5 | 17.2 | 1.5 | 67.8 | 3.9 | 258 | <0.5 | 380 | 150 | <40 | <1.0 | 202 | <5 | 1.9 |
| | 6187 | 26/10/2020 | 14.5 | 7.7 | 1.7 | 517 | 41.8 | 22.3 | 56.9 | 2.0 | 39.3 | 13.6 | 288 | <0.5 | 230 | 40 | <40 | <1.0 | 172 | <5 | 1.2 |
| | 6326 | 26/10/2020 | 14.5 | 7.6 | 6.2 | 431 | 56.3 | 29.3 | 7.6 | 1.1 | 5.0 | 5.9 | 299 | 4.8 | <20 | <20 | <40 | <1.0 | 86 | <5 | <0.002 |
| | 6332 | 26/10/2020 | 14.6 | 7.6 | 3.2 | 559 | 65.0 | 32.6 | 16.7 | 1.5 | 68.8 | 3.3 | 255 | 0.5 | 390 | <20 | <40 | <1.0 | 17 | <5 | 0.7 |
| | 6478 | 26/10/2020 | 14.6 | 7.5 | 2.8 | 442 | 54.6 | 28.5 | 9.8 | 1.3 | 12.4 | 15.9 | 281 | 0.8 | 50 | 20 | <40 | <1.0 | <10 | <5 | <0.002 |
| | 6532 | 26/10/2020 | 14.3 | 7.6 | 2.9 | 547 | 59.6 | 30.4 | 21.5 | 1.5 | 62.2 | 3.7 | 266 | 0.6 | 330 | <20 | <40 | <1.0 | <10 | <5 | 0.2 |
| | 6564 | 26/10/2020 | 15.9 | 7.9 | 2.6 | 517 | 33.8 | 17.4 | 73.1 | 1.8 | 45.1 | 13.9 | 270 | <0.5 | 160 | 120 | <40 | <1.0 | 167 | <5 | 0.9 |
| Treviso | 6061 | 27/10/2020 | 14.0 | 7.6 | 4.9 | 447 | 53.9 | 30.3 | 9.7 | 1.3 | 20.0 | 4.0 | 275 | 4.5 | 70 | <20 | <40 | <1.0 | <10 | <5 | <0.002 |
| | 6085 | 26/10/2020 | 15.2 | 7.9 | 2.8 | 362 | 32.2 | 18.1 | 32.2 | 1.3 | 15.9 | 14.9 | 214 | <0.5 | 100 | 40 | <40 | <1.0 | 105 | <5 | 0.098 |
| | 6383 | 27/10/2020 | 15.7 | 7.9 | 3.3 | 372 | 38.6 | 24.3 | 17.1 | 1.5 | 13.5 | 12.4 | 230 | 0.7 | 70 | <20 | <40 | <1.0 | <10 | <5 | <0.002 |
| | 6385 | 26/10/2020 | 15.1 | 7.8 | 2.4 | 370 | 35.7 | 21.1 | 24.5 | 1.5 | 12.9 | 20.2 | 219 | <0.5 | 80 | <20 | <40 | <1.0 | <10 | <5 | <0.002 |
| | 6386 | 27/10/2020 | 14.6 | 7.7 | 2.8 | 662 | 64.2 | 33.6 | 34.1 | 1.8 | 130.1 | 1.4 | 200 | <0.5 | 750 | 290 | <40 | <1.0 | 22 | <5 | 1.0 |
| | 6438 | 26/10/2020 | 14.4 | 7.7 | 2.6 | 614 | 59.3 | 32.3 | 33.0 | 1.8 | 95.2 | 2.8 | 238 | <0.5 | 570 | 190 | <40 | <1.0 | 1180 | <5 | 2.9 |
| | 6488 | 27/10/2020 | 14.1 | 7.6 | 1.7 | 558 | 59.8 | 32.1 | 21.0 | 1.7 | 75.1 | 2.2 | 240 | <0.5 | 420 | <20 | <40 | <1.0 | <10 | <5 | 0.8 |
| | 6516 | 27/10/2020 | 14.7 | 7.7 | 2.2 | 597 | 59.8 | 33.5 | 24.7 | 1.6 | 102.5 | 2.1 | 215 | <0.5 | 600 | 240 | <40 | <1.0 | 303 | <5 | 2.9 |
| | 6563 | 27/10/2020 | 15.0 | 7.8 | 2.0 | 518 | 45.0 | 24.3 | 45.6 | 1.8 | 54.5 | 4.9 | 254 | <0.5 | 310 | 70 | <40 | <1.0 | 46 | <5 | 0.9 |
| 6573 | 26/10/2020 | 15.2 | 7.8 | 3.2 | 522 | 39.2 | 21.7 | 63.5 | 2.0 | 32.5 | 10.3 | 309 | <0.5 | 170 | <20 | <40 | <1.0 | <10 | <5 | 0.2 | |

Tabella 5: Risultati analitici della campagna di ottobre 2020. (*) Nel successivo prelievo del 18 gennaio 2021 la concentrazione di mercurio totale del pozzo 6297 di Preganziol è di 2.7 µg/L.

B

RISULTATI TEST DI MANN KENDALL

La verifica statistica della presenza di una tendenza all'aumento o alla diminuzione della concentrazione di mercurio nel singolo pozzo è stata effettuata con il test non parametrico di Mann-Kendall.

È stato scelto il test di Mann-Kendall perché non richiede assunzioni sulla distribuzione statistica dei dati e può essere usato con dataset che includono intervalli di campionamento irregolari, dati mancanti e dati inferiori al limite di quantificazione (basta assegnare un valore comune che sia inferiore al più piccolo valore misurato nel dataset), è robusto rispetto all'eventuale presenza di *outliers*.

Il test di Mann-Kendall verifica l'esistenza di trend monotoni (lineari e non lineari), ma non quantifica l'entità del trend.

Considerato che la frequenza di campionamento dei dati utilizzati dovrebbe essere quanto più possibile uniforme sul periodo da testare e che il dataset in esame ha raggiunto una numerosità tale da permetterne l'omogeneizzazione, i dati di concentrazione per ciascun punto sono stati ricondotti ad una serie quadrimestrale utilizzando, nel caso ci fossero più osservazioni per uno stesso periodo, il valore massimo.

Il trend è risultato statisticamente significativo ($p\text{-value} < 0.05$) e in aumento per i pozzi 6598 di Preganziol e 6488 di Treviso (tabella 6).

| Comune | pozzo | numero dati | S | p-value | tau | trend |
|-------------------|-------|-------------|------|---------|--------|-------------------|
| Casier | 6076 | 25 | 40 | 0.359 | 0.133 | non significativo |
| Casier | 6163 | 25 | -121 | 0.004 | -0.403 | decrescente |
| Casier | 6171 | 22 | -177 | 0.000 | -0.766 | decrescente |
| Preganziol | 6036 | 25 | 58 | 0.141 | 0.193 | non significativo |
| Preganziol | 6200 | 25 | 0 | 1.000 | 0.000 | non significativo |
| Preganziol | 6257 | 25 | -135 | 0.002 | -0.450 | decrescente |
| Preganziol | 6598 | 22 | 79 | 0.026 | 0.342 | crescente |
| Quinto di Treviso | 6027 | 25 | -210 | 0.000 | -0.700 | decrescente |
| Quinto di Treviso | 6326 | 25 | -71 | 0.055 | -0.237 | non significativo |
| Quinto di Treviso | 6478 | 25 | -45 | 0.260 | -0.150 | non significativo |
| Quinto di Treviso | 6564 | 25 | -114 | 0.008 | -0.380 | decrescente |
| Treviso | 6061 | 25 | -15 | 0.691 | -0.050 | non significativo |
| Treviso | 6085 | 25 | -150 | 0.000 | -0.500 | decrescente |
| Treviso | 6383 | 25 | 27 | 0.477 | 0.090 | non significativo |
| Treviso | 6385 | 25 | -45 | 0.297 | -0.150 | non significativo |
| Treviso | 6386 | 25 | -193 | 0.000 | -0.643 | decrescente |
| Treviso | 6488 | 25 | 123 | 0.004 | 0.410 | crescente |
| Treviso | 6516 | 25 | -164 | 0.000 | -0.547 | decrescente |
| Treviso | 6563 | 25 | -263 | 0.000 | -0.877 | decrescente |
| Treviso | 6573 | 25 | -262 | 0.000 | -0.873 | decrescente |

Tabella 6: Risultati test di Mann-Kendall.

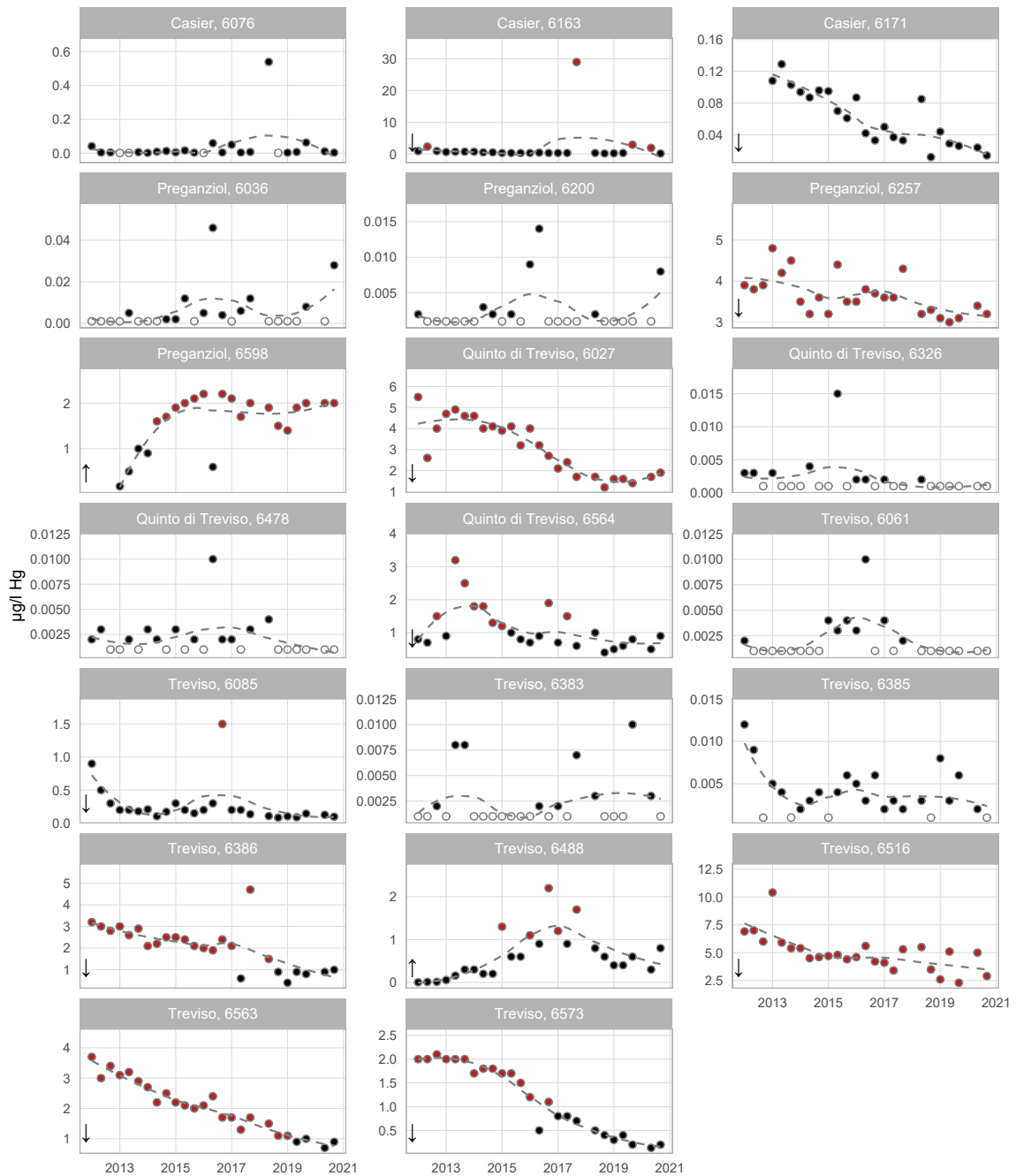


Figura 5: Andamento della concentrazione di mercurio in funzione del tempo dopo l' omogeneizzazione della frequenza di campionamento a quadrimestrale. Le frecce indicano l'esistenza di una tendenza (↑ tendenza crescente, ↓ tendenza decrescente), il colore rosso evidenzia i valori di concentrazione superiore al limite di 1 µg/L per le acque destinate al consumo umano.

Unità Operativa Qualità Acque Interne
Via Rezzonico, 41
35131 Padova
Italy
Tel. +39 049 7393783
E-mail: orac@arpa.veneto.it



ARPAV

Agenzia Regionale
per la Prevenzione e
Protezione Ambientale
del Veneto

Direzione Generale
Via Ospedale Civile, 24
35121 Padova
Italy

Tel. +39 049 82 39 301

Fax. +39 049 66 09 66

E-mail urp@arpa.veneto.it

E-mail certificata: protocollo@pec.arpav.it

www.arpa.veneto.it