Atlante Mondiale dell'Inquinamento Luminoso

Fabio Falchi

Asiago, 22 Settembre 2016

Impatto mediatico delle prime 72 ore

The Washington Post	sky NEWS	DER SPIEGEL	LA NACION	CNN	The New York Times	TECH INSIDER	NEW ENGLAND PUBLIC RADIO	KPBS	KMUW 89.1	Pittsburgh Post-Gazette	ArkansasOnline	ZAP	SOTT	Science alert
Mirror	ScienceNews	ForeignAffairs	econews.gr	USA TODAY	newKerala.com	FOX 13 HERE WE STAND	abc ACTION NEWS WFTS TAMPA BAY	madrid	Knau ARIZONA PUBLIC RADIO	SFGATE	MANILA BULLETIN	Journal Gazette	GULF NEWS	Bangkok Post
SCIENTIFIC AMERICAN ESPAÑOL	Galileo	Dagbladet	BIG NEWS NETWORK	cnet	KANSAS PUBLIC RADIO	I4U NEWS	Neue Zürcher Zeitung	SFGATE	KERA NEWS	U-T San Diego	Portland Press Herald	EPOCH TIMES	YAHOO! NEWS	CBC
The INDEPENDENT	The Telegraph	POTSDAMER	微头条·最新	WIRED	Newsweek	francetvinfo	the salt	ABC	NEWS	quotidianosanità.it	EPOCH TIMES	WUNC 91.5	AINEWS24	FIRSTPOST.
BBC NEWS	OPTICS & PHOTONICS	il POST	Liberation	TECH TIMES	HNGN	Rocket News	msn	noodls	San Francisco Chronicle	BOISE STATE PUBLIC RADIO	Interlochen IPR Public Radio	TriStates Public Radio	WUKY NPR ROCKS @91.3	free
The Bellingham Herald	DER TAGESSPIEGEL	FOX NEWS	Global NEWS	SKY NIGHTLY	BUSINESS INSIDER UK	WPTV	paperblog	KUNM	science 2.0	IOWA PUBLIC RADIO	IRISHTIMES.com	WKAR	nhpr	scotsman.com
EL PAÍS	NATURE WORLD NEWS	nzherald.co.nz	Orlando Sentinel	presspeople	L'EXPRESS	MarketWatch	SCI-TECH TODAY	KCBX Central Coast Public Radio	bdnews24.com	KBBI	88.1 WYPR	90.5 WCBE.ORG	BUSINESS INSIDER UK	TVM
BOSTON Herald	msn	ScienceDaily	The Telegraph	AINEWS24	ECN	timesunion	Spektrum.de	KIOS 91.5 FM	DAILY NATION	89.9 WWNO THE UNIVERSITY OF NEW ORLEANS	WBEZ WBEZ	SDPB Radio	YAHOO! NEWS	CTV NEWS
theguardian	Los Angeles Times	fanpage.it	НАУКА И ЖИЗНЬ	Latest Nigerian News	YAHOO! NEWS	AD.nl	GLOBAL TIMES	ctpost	KCUR 89.3	WYOMING PUBLIC RADIO	RI NPR ARE YOU LISTENING?	BREITBART B	SBS	heraldscotland
The Washington Post	mother nature network	ECN	NOS	(e) Science News	JURAFORUM	HNGN	Seattle Post-Intelligencer	Chron	WYPR	89.1 WBOI	JAZZ WCLK 91.9	newser	analytica-world.com	HERALD LEADER
redOrbit	THE WEEK	ВЕСТИ.RU	WKBW BUFFALO	UPI.com	abc 15 ARIZONA	PBS	WABE NORTHEAST PUBLIC RADIO	SCIENCE WORLD REPORT	WXPR 91.7FM LOCAL Public Radio	89.3 KPCC Southern California Public Radio	JURAFORUM	The Seattle Times Winner of Nine Pulitzer Prizes	abc NEWS	THE SACRAMENTO BEE
Le Scienze	SPACE DAILY	KUNC	Sci-News.com	YAHOO! NEWS	BREITBART B	takepart	NM STATE KRWG TV/FM npr	LA RAZÓN	WUMM MILWAUKEE PUBLIC RADIO 89.7 FM	TECHNOLOGY.ORG	Mail Online	TECH INSIDER	CITYLAB	Focus.it

Metriche alternative: Altmetric

The new world atlas of artificial night sky brightness

Overview of attention for article published in Science Advances, June 2016

About this Attention Score

In the top 5% of all research outputs scored by Altmetric

MORE...

Mentioned by

- **254** news outlets
- **24** blogs
- **986** tweeters
- **76** Facebook pages
- **2** Wikipedia pages
- **39** Google+ users
- **3** video uploaders

Readers on

- **56** Mendeley
- **2** CiteULike

SUMMARY | News | Blogs | Twitter | Facebook | Wikipedia | Google+ | Video | Misc.

Title	The new world atlas of artificial night sky brightness
Published in	Science Advances, June 2016
DOI	10.1126/sciadv.1600377
Pubmed ID	27386582
Authors	Fabio Falchi, Pierantonio Cinzano, Dan Duriscoe, Christopher C. M. Kyba, Christopher D. Elvidge... [show]
Abstract	Artificial lights raise night sky luminance, creating the most visible effect of light pollution-art... [show]

ATTENTION SCORE IN CONTEXT

ALL RESEARCH OUTPUTS	OUTPUTS FROM SCIENCE ADVANCES	OUTPUTS OF SIMILAR AGE
#48	#1	#3
of 5,581,144 outputs	of 568 outputs	of 222,209 outputs

Mappa della brillanza artificiale del cielo

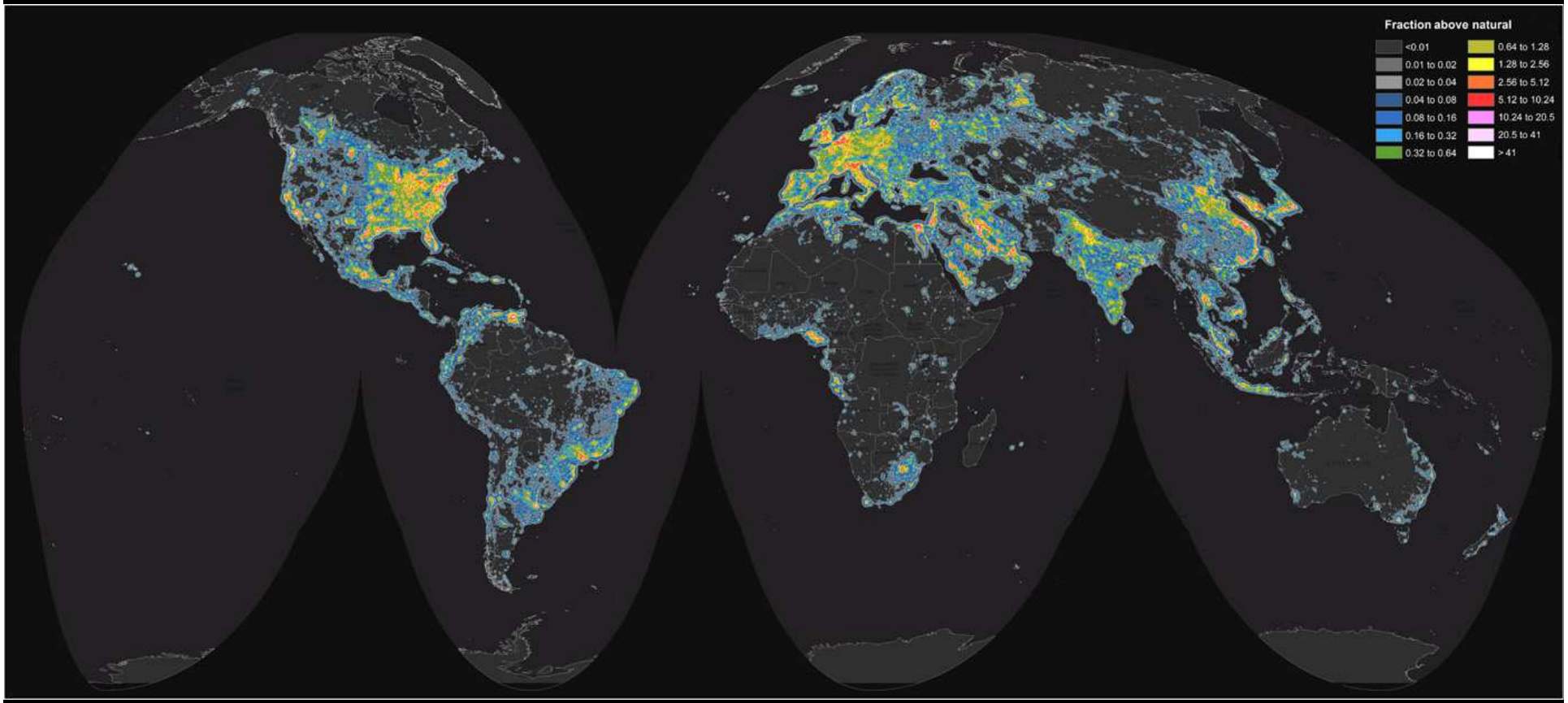

Fabio Falchi et al. Sci Adv 2016;2:e1600377

Published by AAAS

Science Advances

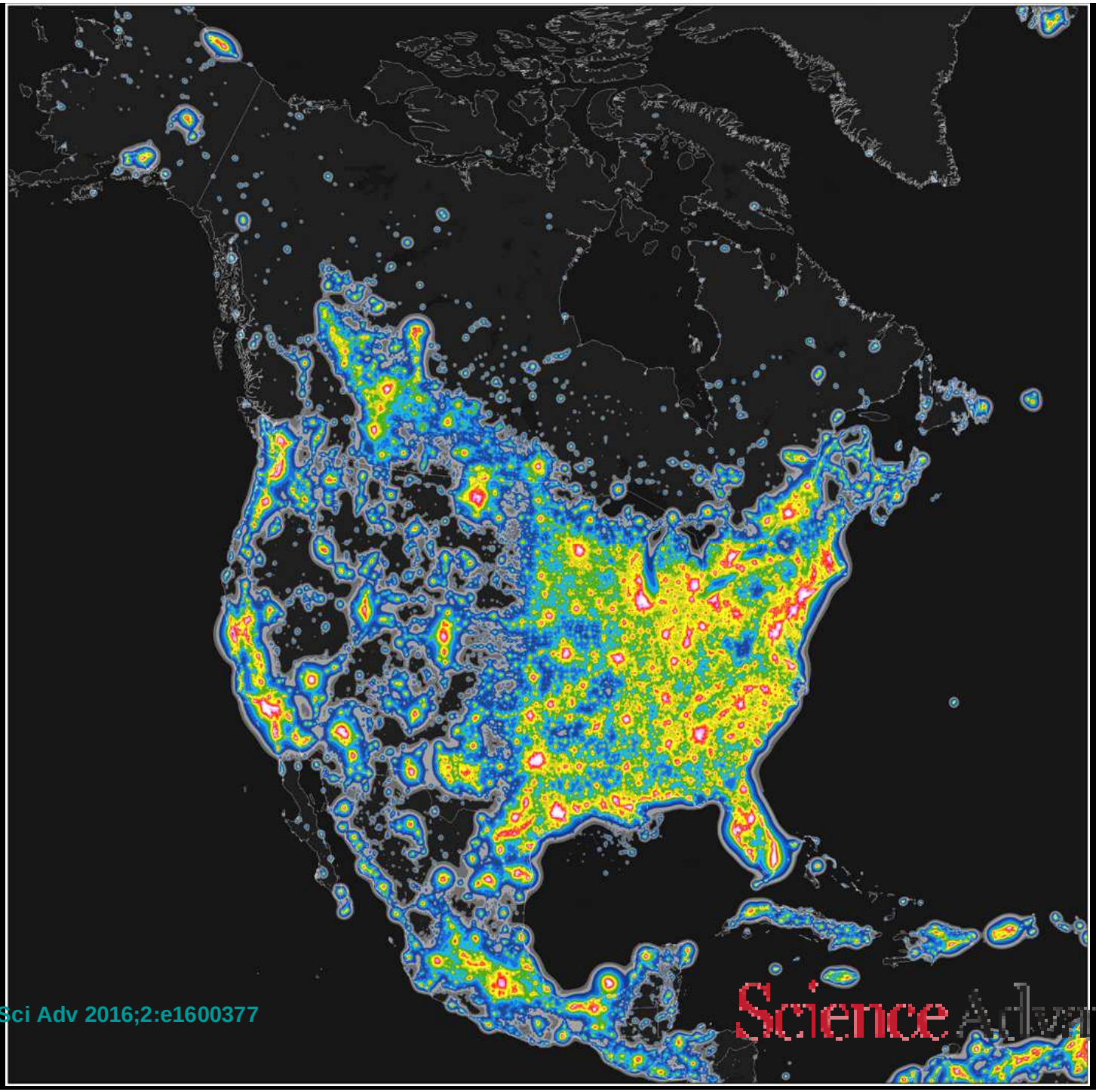

Fabio Falchi et al. Sci Adv 2016;2:e1600377

Published by AAAS

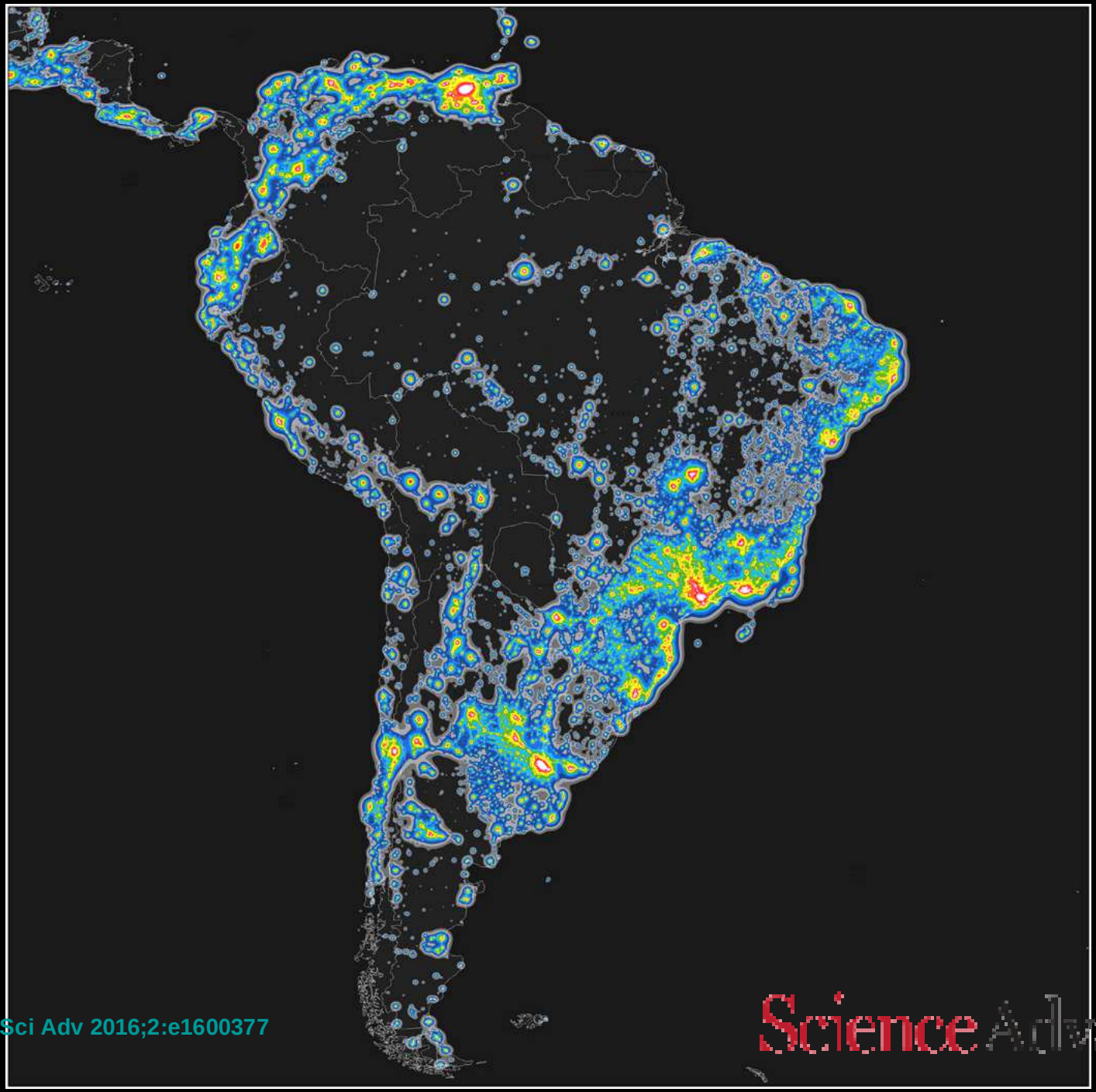

Fabio Falchi et al. Sci Adv 2016;2:e1600377

Published by AAAS

Science Advances



Fabio Falchi et al. Sci Adv 2016;2:e1600377

Published by AAAS

Science Advances



Fabio Falchi et al. Sci Adv 2016;2:e1600377

Published by AAAS



Fabio Falchi et al. Sci Adv 2016;2:e1600377

Published by AAAS

Science Advances

B



Fabio Falchi et al. Sci Adv 2016;2:e1600377

Published by AAAS

Science Advances

Lampade e spettri – Lampione tradizionale al sodio

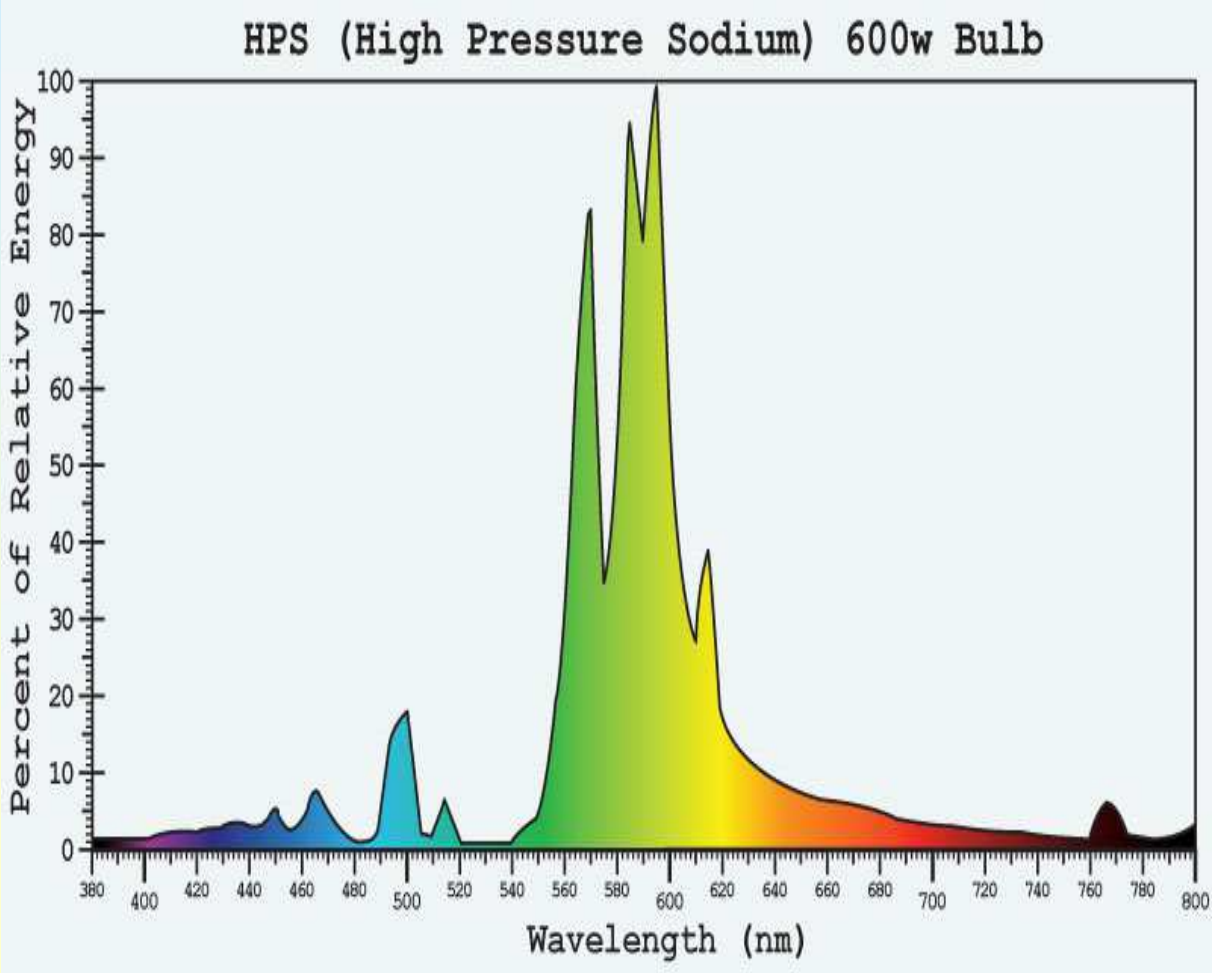

Lampade e spettri – Lampione a led bianco

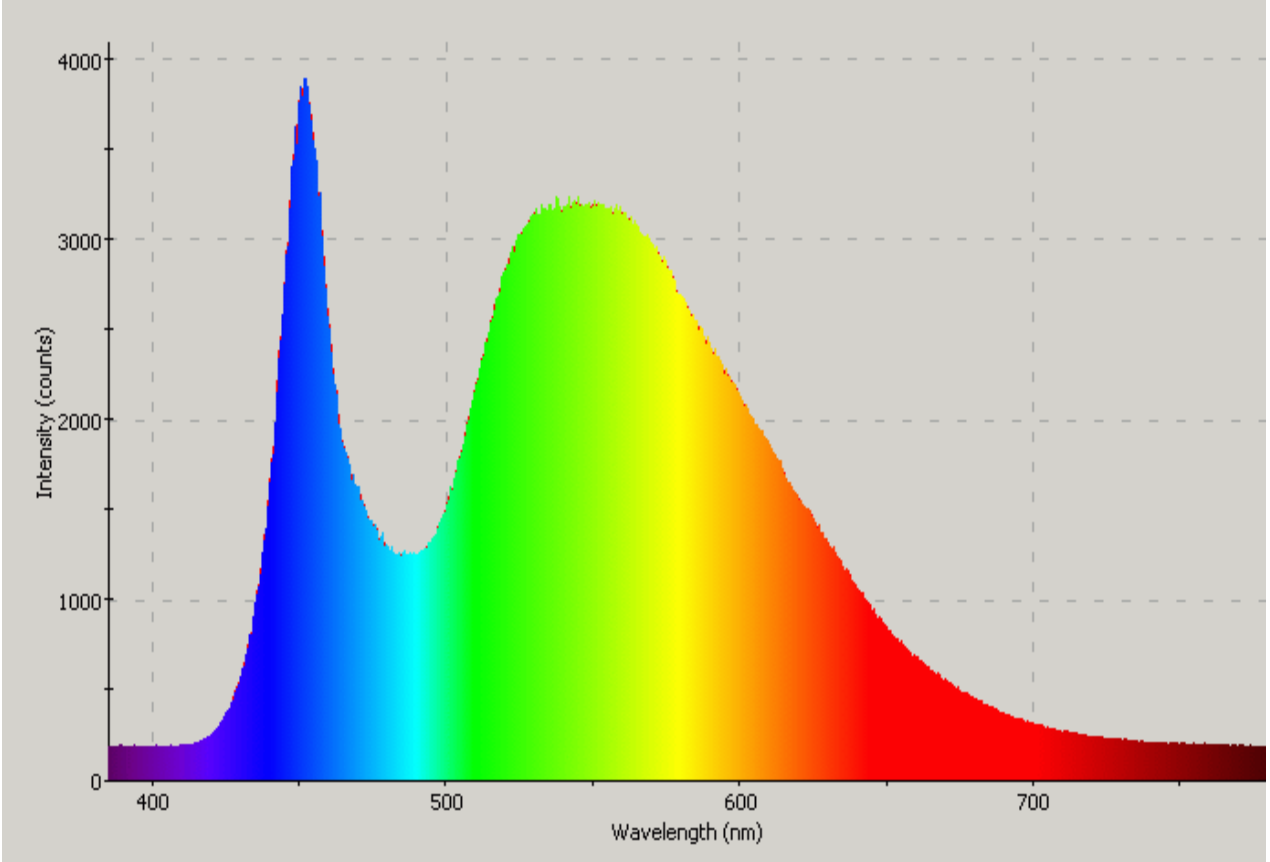

Effetti sulla produzione di melatonina

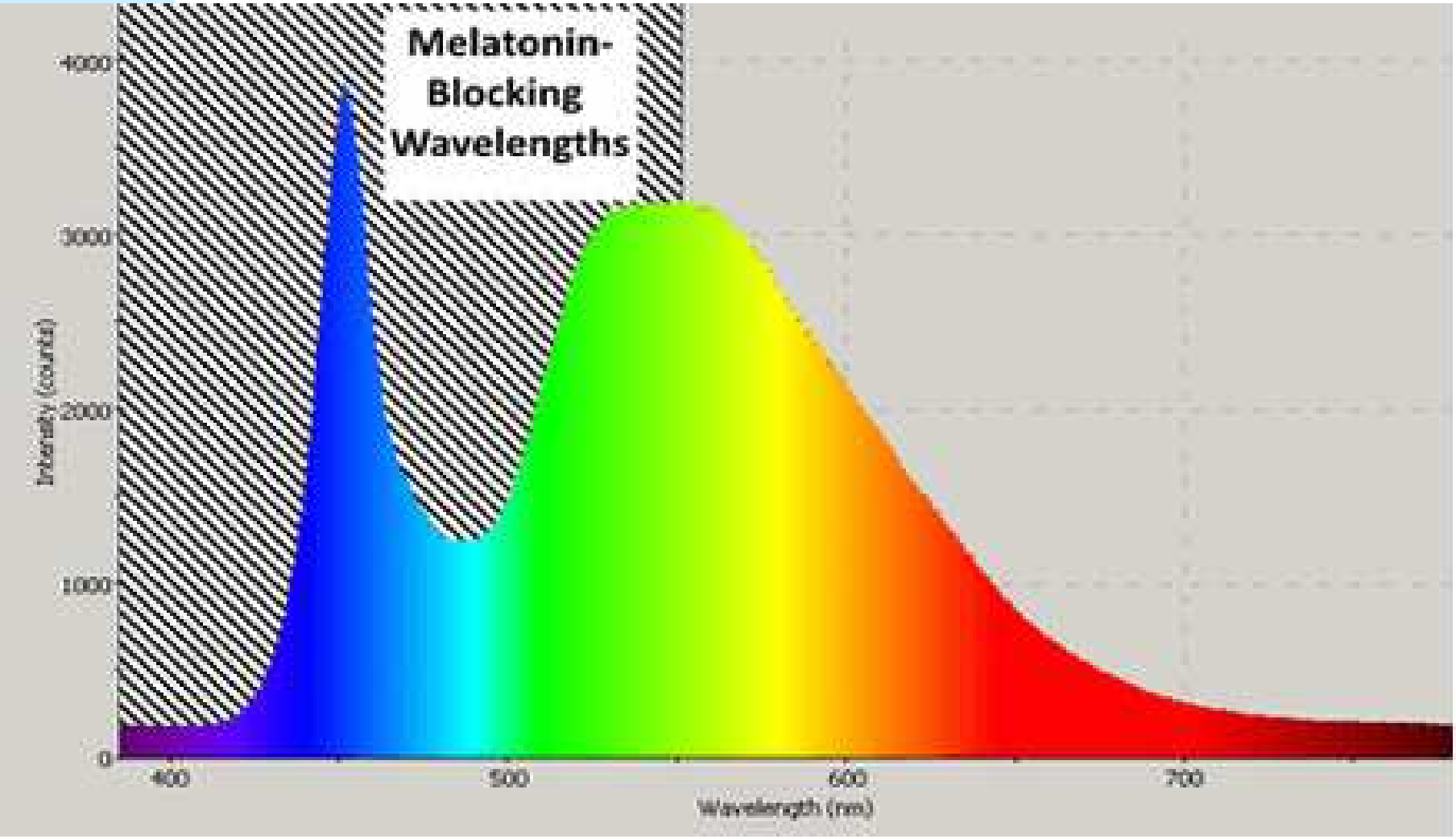

Effetti sulla salute

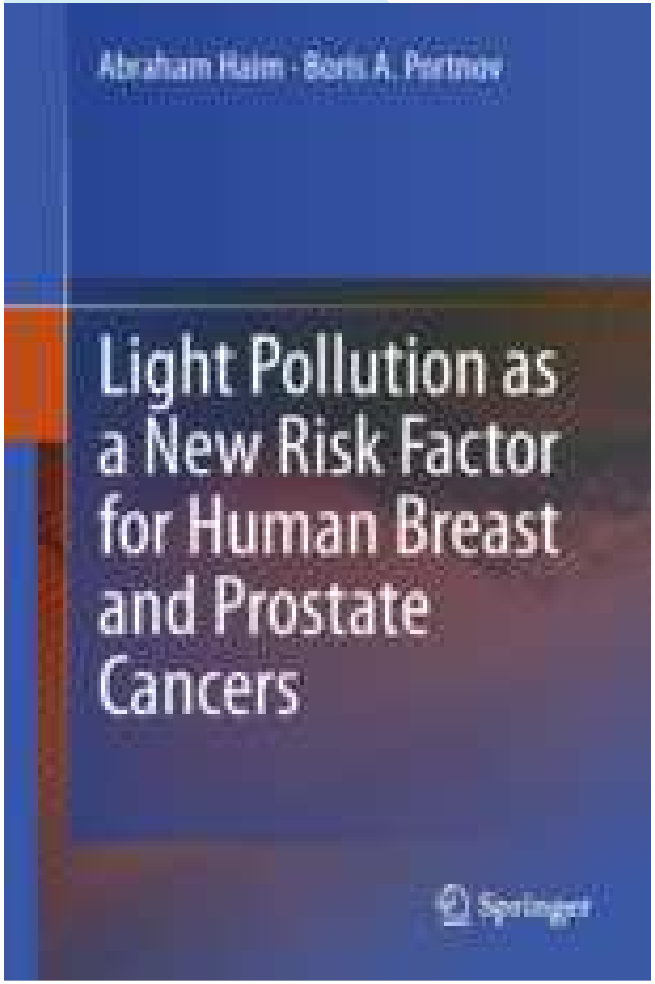

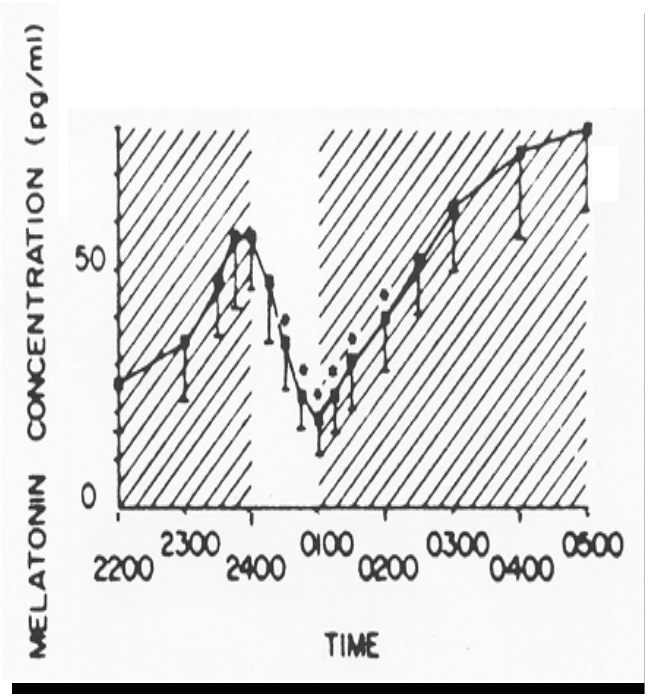

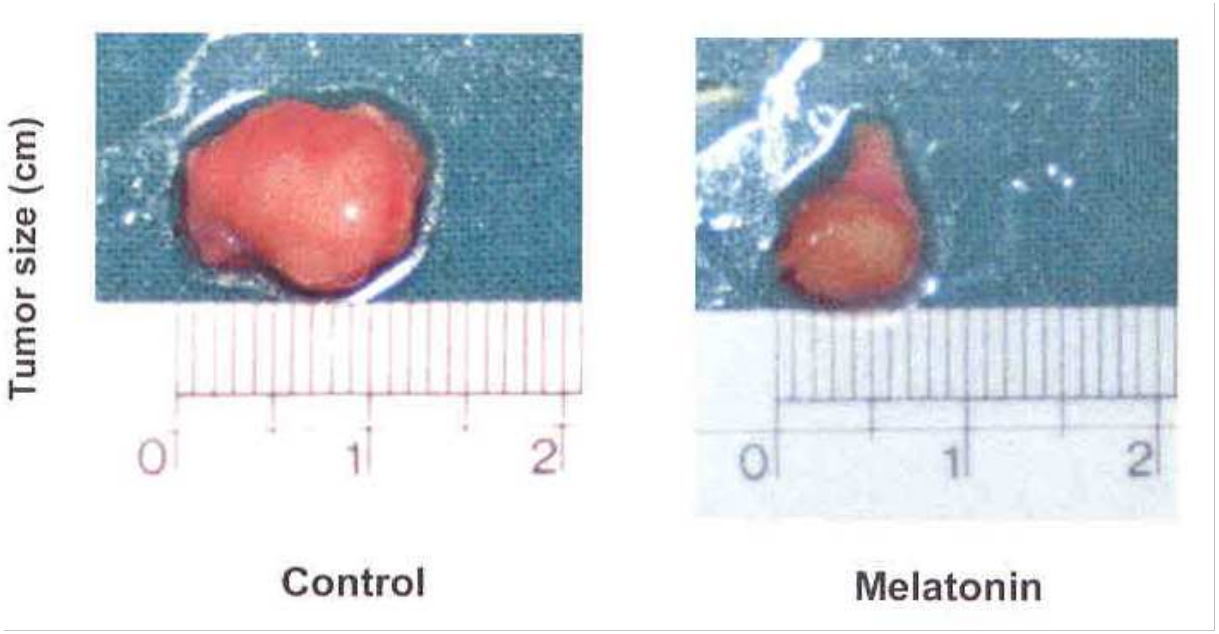

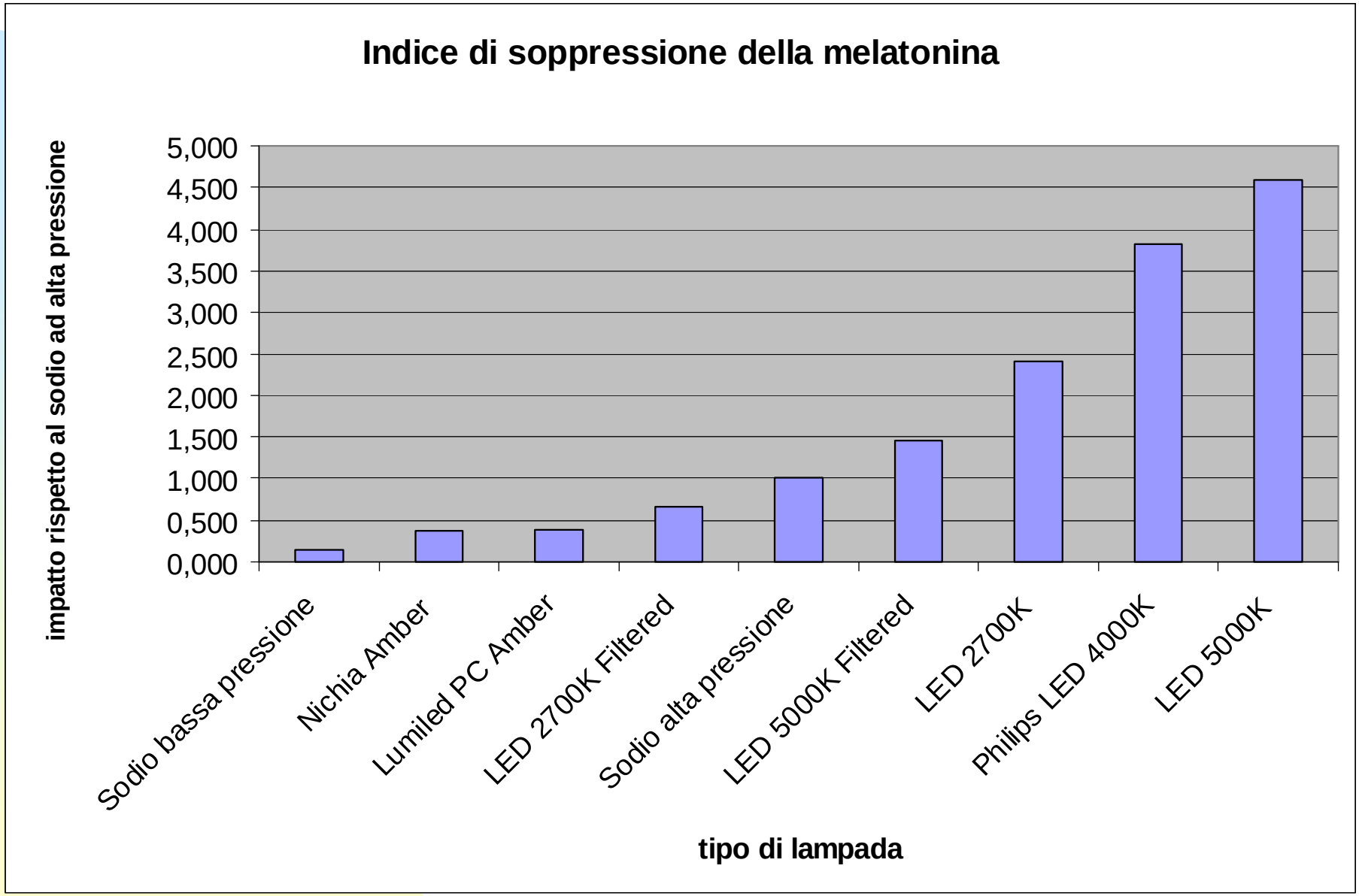
Indice di soppressione della melatonina
impatto rispetto al sodio ad alta pressione
5,000
4,500
4,000
3,500
3,000
2,500
2,000
1,500
1,000
0,500
0,000
Sodio bassa pressione
Nichia Amber
Lumiled PC Amber
LED 2700K Filtered
Sodio alta pressione
LED 5000K Filtered
LED 2700K
Philips LED 4000K
LED 5000K
tipo di lampada

La temperatura di colore

MIX SODIO MH LED



LED 4000 kelvin



LED PC Ambra

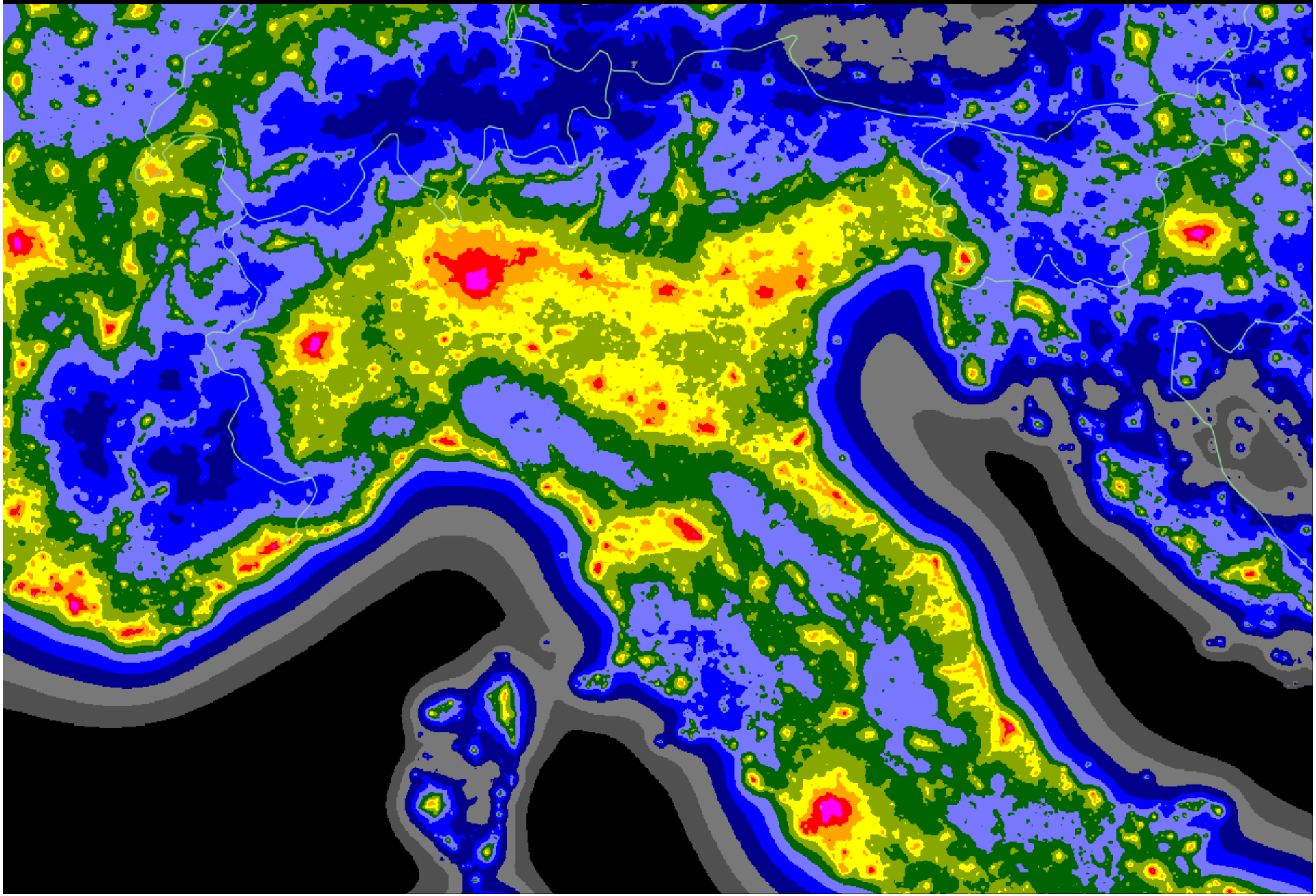

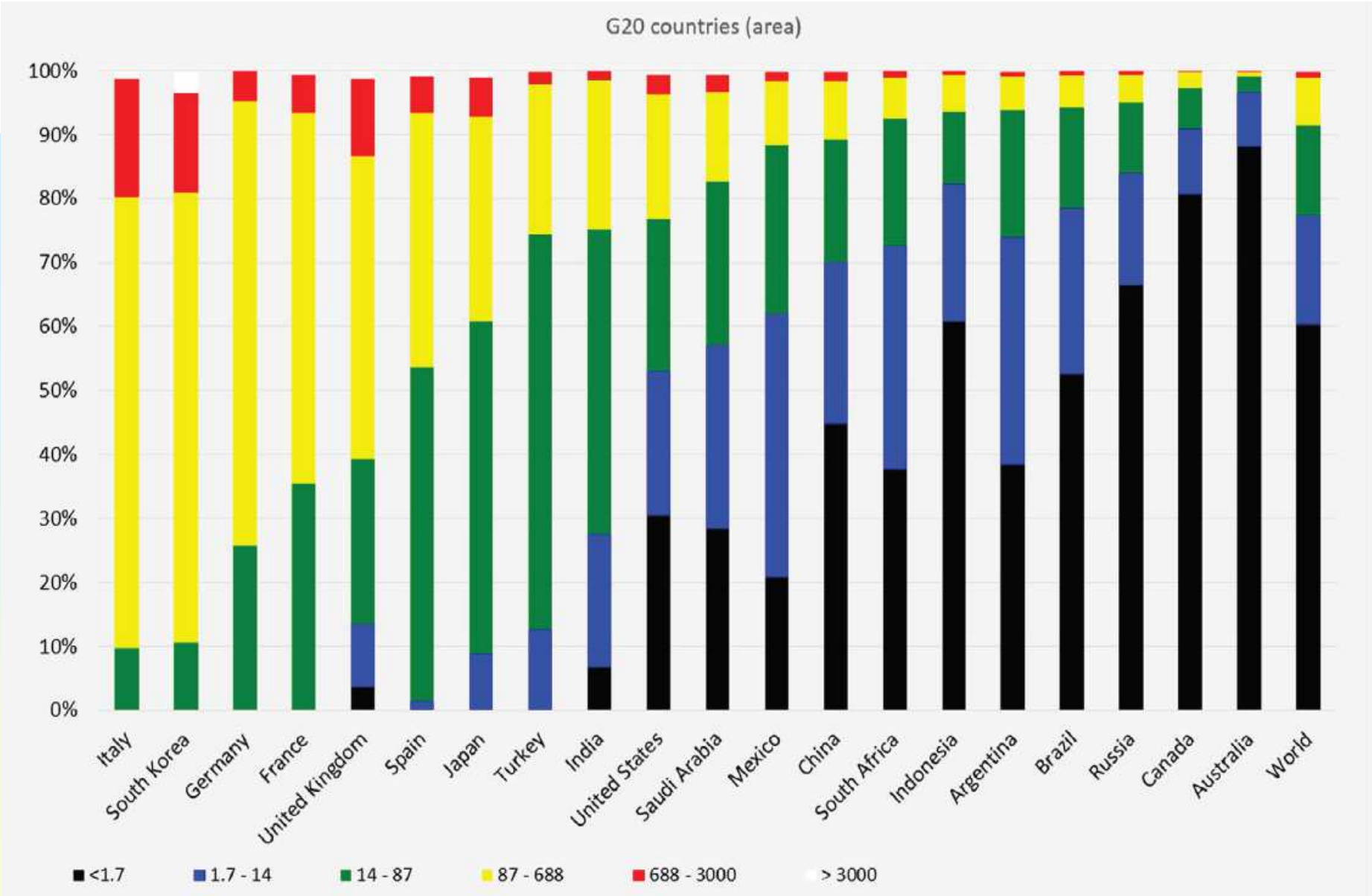

Figura 5. Inquinamento del territorio dei paesi del G20, considerando l'area totale dell'inquinamento codificato in bianco, rosso e giallo. I quattro paesi più inquinati non hanno più alcuna porzione del territorio ai livelli più bassi di inquinamento (nero e blu). Livelli in µcd m^{-2}.

JECH Online First, published on July 28, 2015 as 10.1136/jech-2015-206012

OPEN ACCESS

The effect of reduced street lighting on road casualties and crime in England and Wales: controlled interrupted time series analysis

Rebecca Steinbach,[1] Chloe Perkins,[2] Lisa Tompson,[3] Shane Johnson,[3] Ben Armstrong,[1] Judith Green,[4] Chris Grundy,[1] Paul Wilkinson,[1] Phil Edwards[2]

Results There was no evidence that any street lighting adaptation strategy was associated with a change in collisions at night. There was significant statistical heterogeneity in the effects on crime estimated at police force level. Overall, there was no evidence for an association between the aggregate count of crime and switch off (RR 0.11; 95% CI 0.01 to 2.75) or part-night lighting (RR 0.96; 95% CI 0.86 to 1.06). There was weak evidence for a reduction in the aggregate count of crime and dimming (RR 0.84; 95% CI 0.70 to 1.02) and white light (RR 0.89; 95% CI 0.77 to 1.03).

POLICE

Road traffic collisions

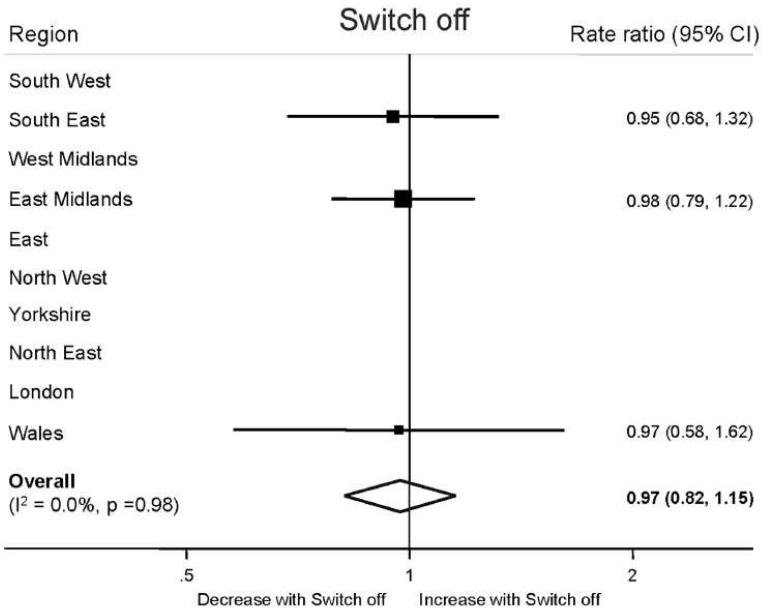

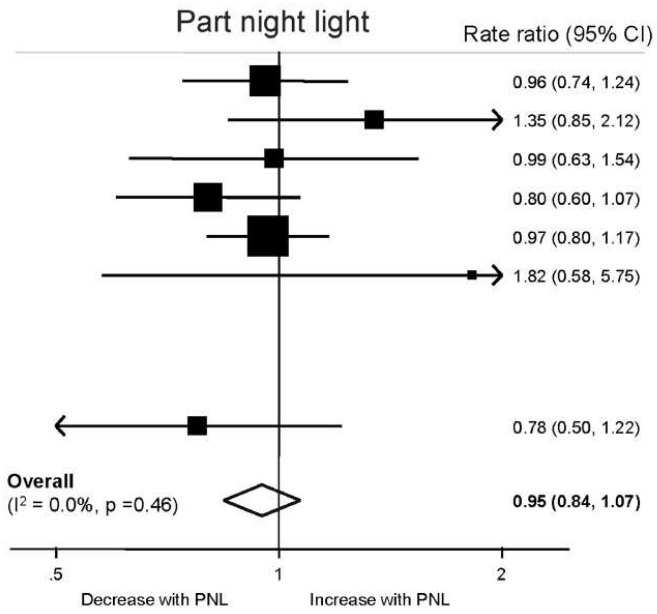

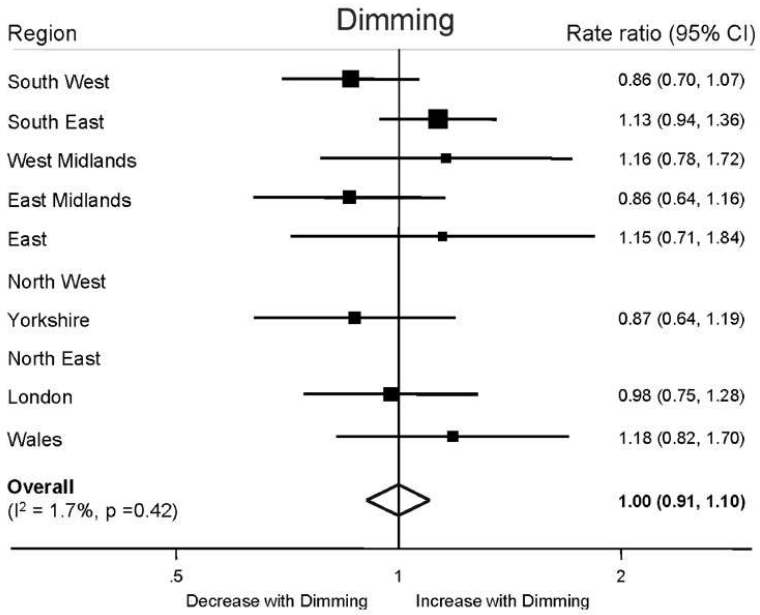

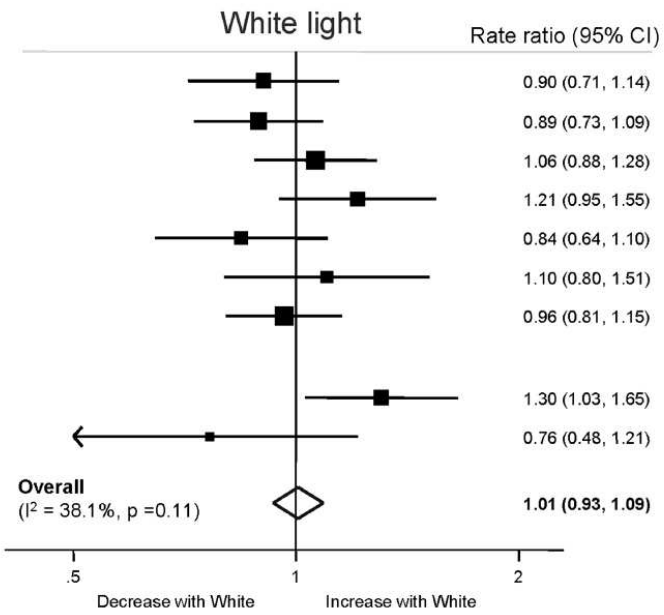

Crime

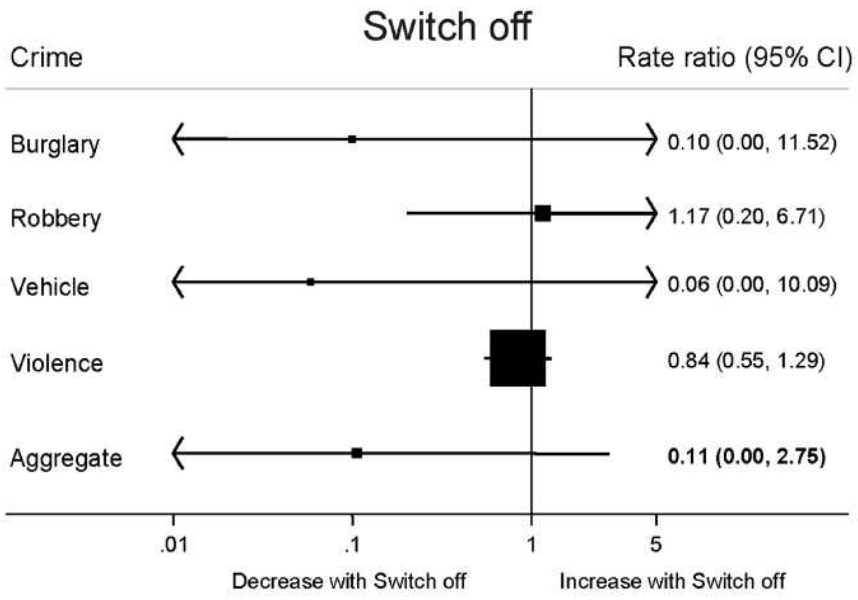
Switch off
Crime
Rate ratio (95% CI)
Burglary
0.10 (0.00, 11.52)
Robbery
1.17 (0.20, 6.71)
Vehicle
0.06 (0.00, 10.09)
Violence
0.84 (0.55, 1.29)
Aggregate
0.11 (0.00, 2.75)
.01
.1
1
5
Decrease with Switch off
Increase with Switch off

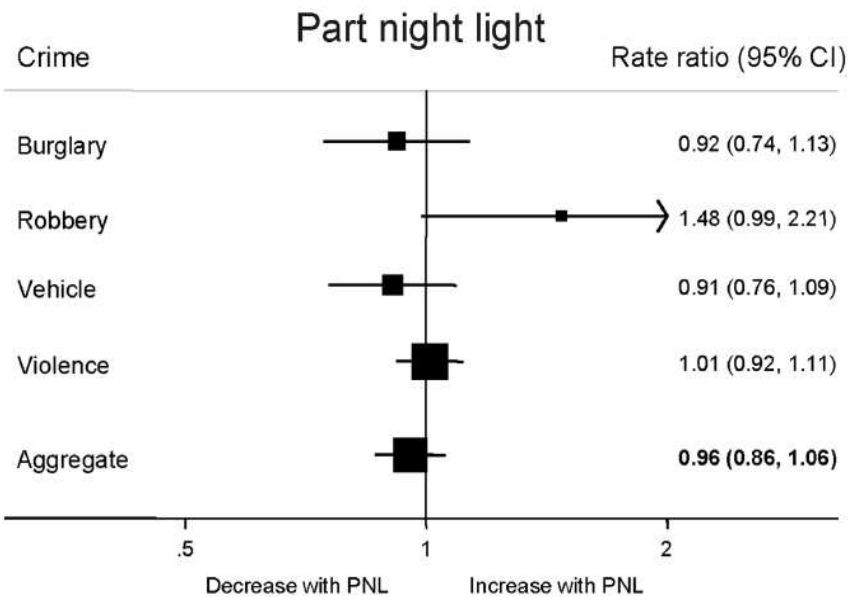
Part night light
Crime
Rate ratio (95% CI)
Burglary
0.92 (0.74, 1.13)
Robbery
1.48 (0.99, 2.21)
Vehicle
0.91 (0.76, 1.09)
Violence
1.01 (0.92, 1.11)
Aggregate
0.96 (0.86, 1.06)
.5
1
2
Decrease with PNL
Increase with PNL

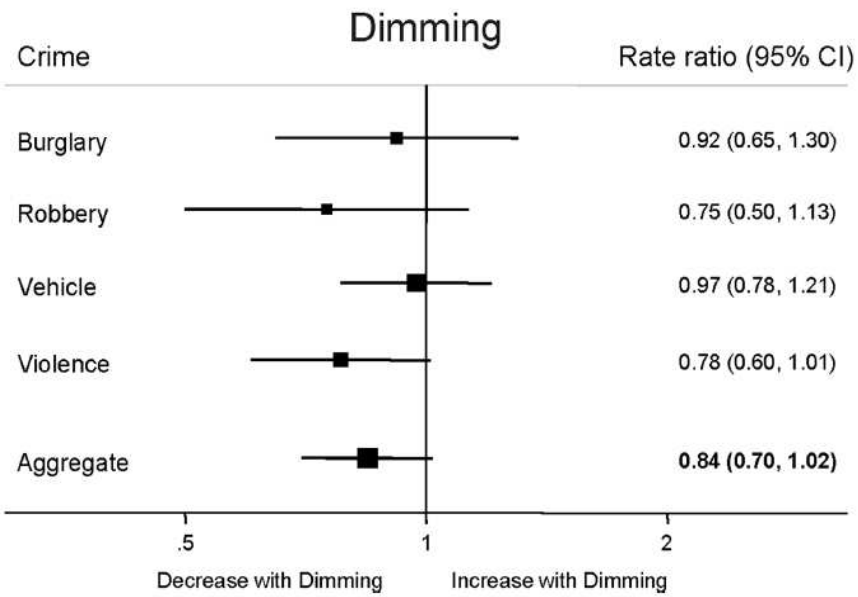
Dimming
Crime
Rate ratio (95% CI)
Burglary
0.92 (0.65, 1.30)
Robbery
0.75 (0.50, 1.13)
Vehicle
0.97 (0.78, 1.21)
Violence
0.78 (0.60, 1.01)
Aggregate
0.84 (0.70, 1.02)
.5
1
2
Decrease with Dimming
Increase with Dimming

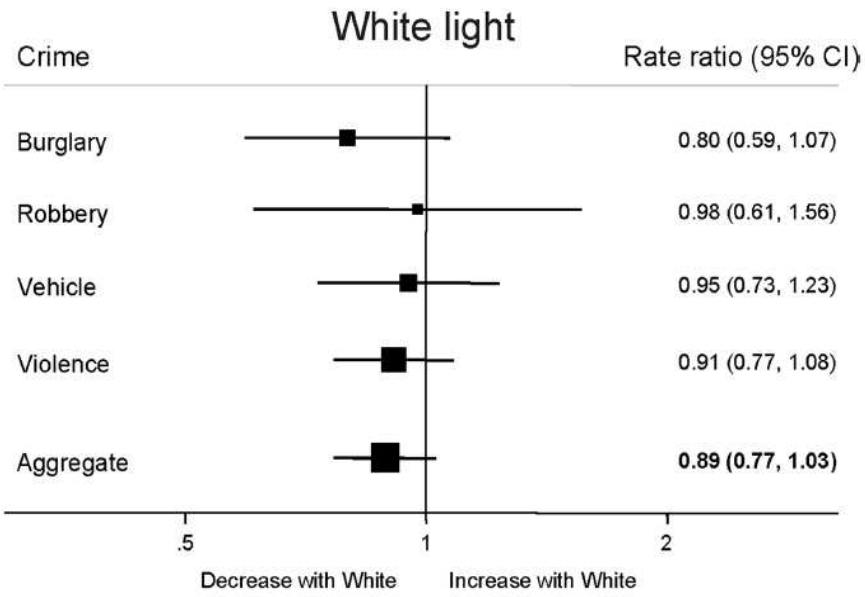
White light
Crime
Rate ratio (95% CI)
Burglary
0.80 (0.59, 1.07)
Robbery
0.98 (0.61, 1.56)
Vehicle
0.95 (0.73, 1.23)
Violence
0.91 (0.77, 1.08)
Aggregate
0.89 (0.77, 1.03)
.5
1
2
Decrease with White
Increase with White